



Orange County

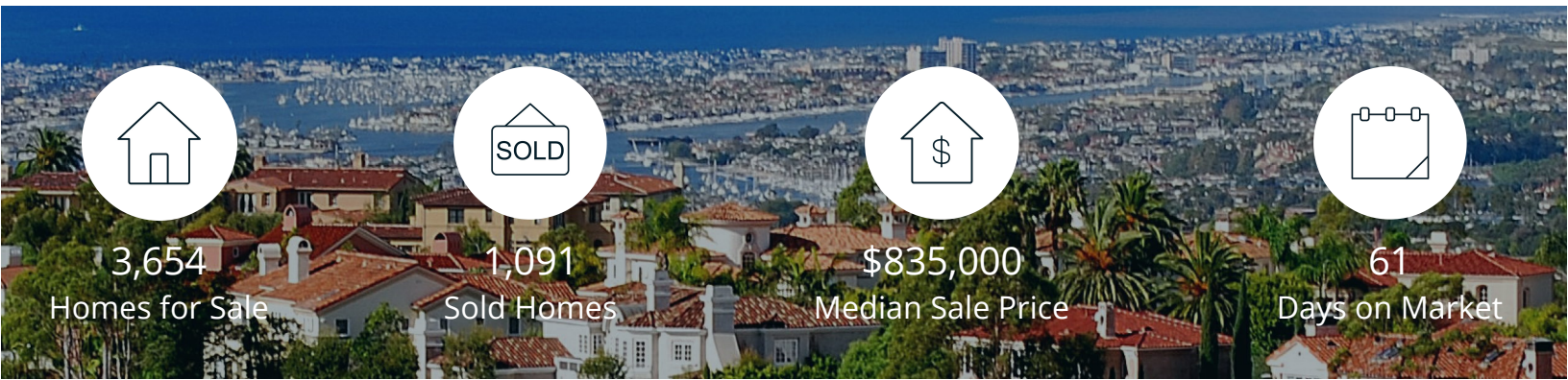
— MARKET UPDATE —

JANUARY 2020

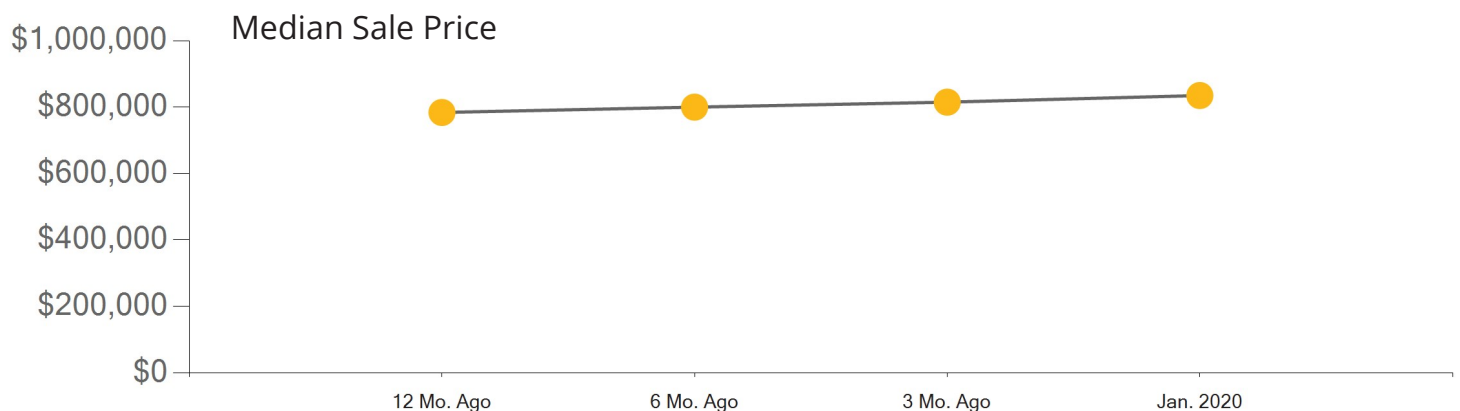
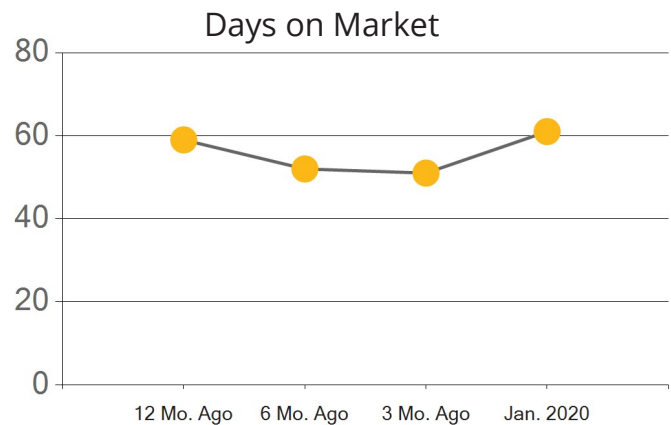
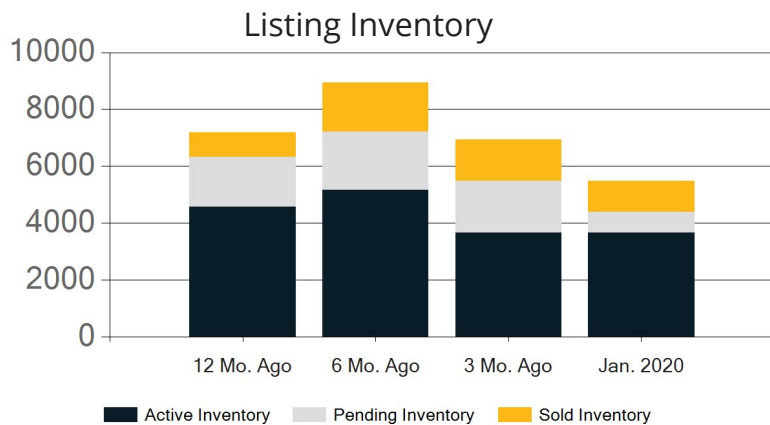
FIRSTTEAM[®]
REAL ESTATE

Orange County Market Update

JANUARY 2020



	Active	Pending	Sold	Median Sale Price	Days on Market
Jan. 2020	3,654	748	1,091	\$835,000	61
3 Mo. Ago	3,661	1,816	1,470	\$815,029	51
6 Mo. Ago	5,175	2,030	1,748	\$800,000	52
12 Mo. Ago	4,571	1,757	857	\$784,000	59

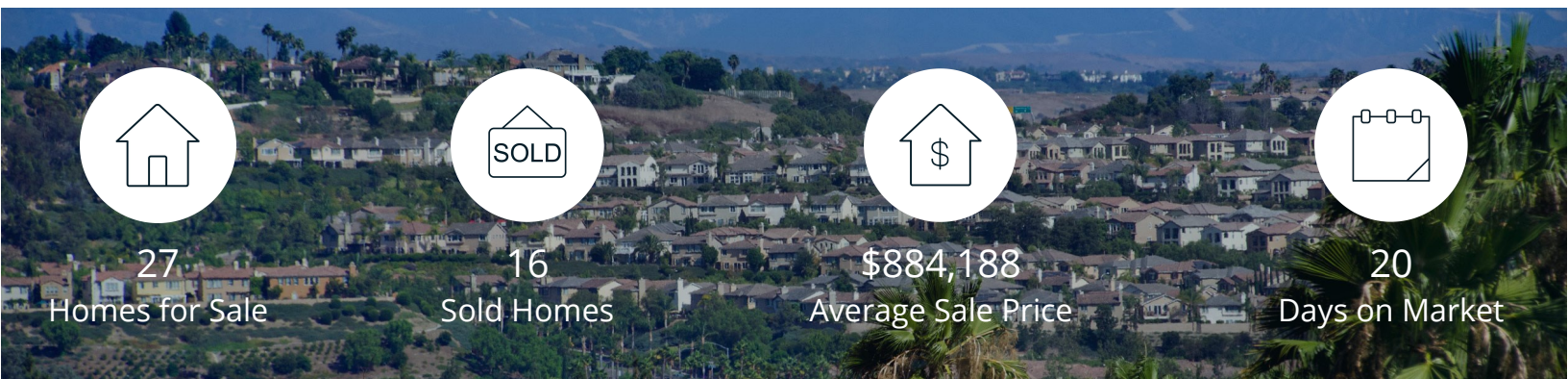


All reports presented within this document are based on data supplied by the CARETS (CLAW, CRISNet MLS, DAMLS, CRMLS, i-TechMLS, and/or VCRDS) or their MLSs. Neither the Associations nor their MLSs guarantee or are in anyway responsible for their accuracy. Data maintained by the Associations or their MLSs may not reflect all real estate activities in the market. Information deemed reliable but not guaranteed.

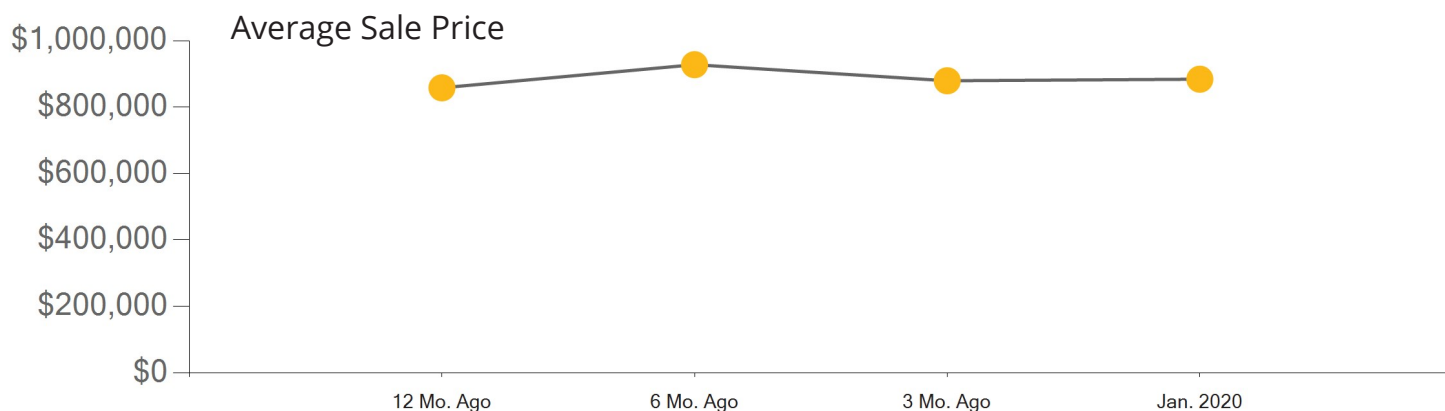
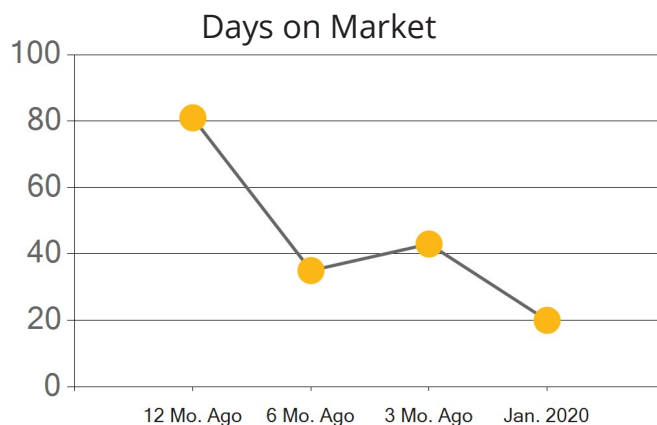
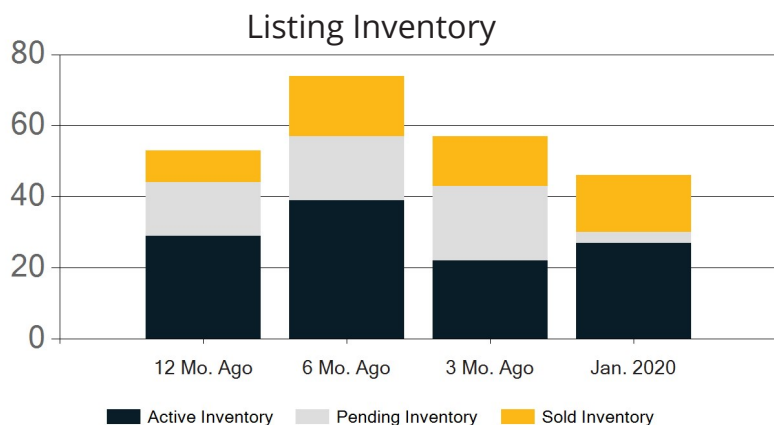
FIRSTTEAM
REAL ESTATE

Table of contents.

Aliso Viejo	Lake Forest
Anaheim	Los Alamitos
Anaheim Hills	Mission Viejo
Brea	Newport Beach
Buena Park	Newport Coast
Corona del Mar	North Tustin
Costa Mesa	Orange
Coto de Caza	Orange Park Acres
Cypress	Placentia
Dana Point	Rancho Mission Viejo
Fountain Valley	Rancho Santa Margarita
Fullerton	Rossmoor
Garden Grove	San Clemente
Huntington Beach	San Juan Capistrano
Irvine	Santa Ana
La Habra	Seal Beach
La Palma	Stanton
Ladera Ranch	Tustin
Laguna Beach	Villa Park
Laguna Hills	Westminster
Laguna Niguel	Yorba Linda



	Active	Pending	Sold	Average Sale Price	Days on Market
Jan. 2020	27	3	16	\$884,188	20
3 Mo. Ago	22	21	14	\$879,429	43
6 Mo. Ago	39	18	17	\$927,900	35
12 Mo. Ago	29	15	9	\$858,222	81





125
Homes for Sale



50
Sold Homes



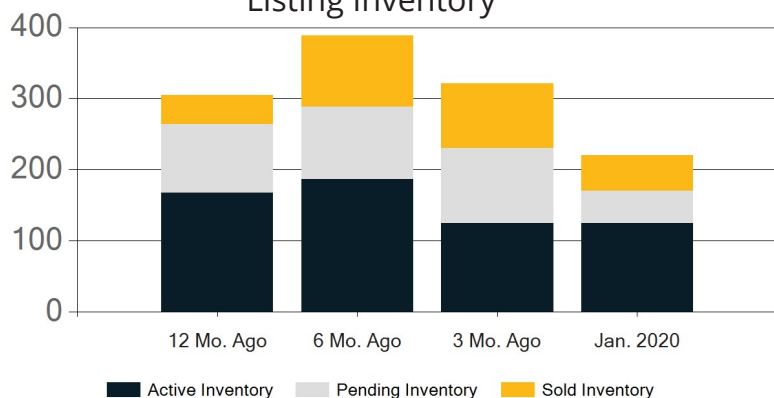
\$626,560
Average Sale Price



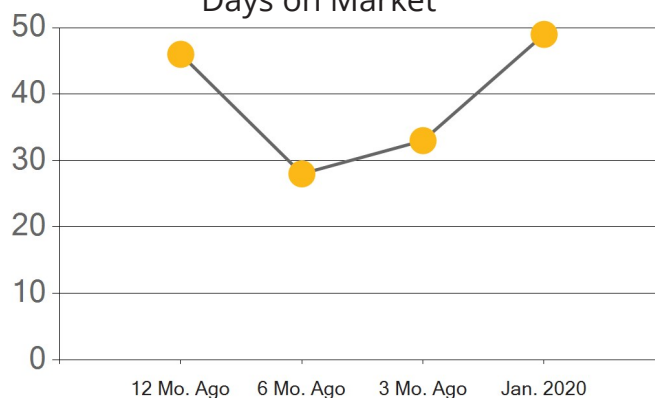
49
Days on Market

	Active	Pending	Sold	Average Sale Price	Days on Market
Jan. 2020	125	45	50	\$626,560	49
3 Mo. Ago	125	105	91	\$630,788	33
6 Mo. Ago	187	102	100	\$608,931	28
12 Mo. Ago	167	97	41	\$606,354	46

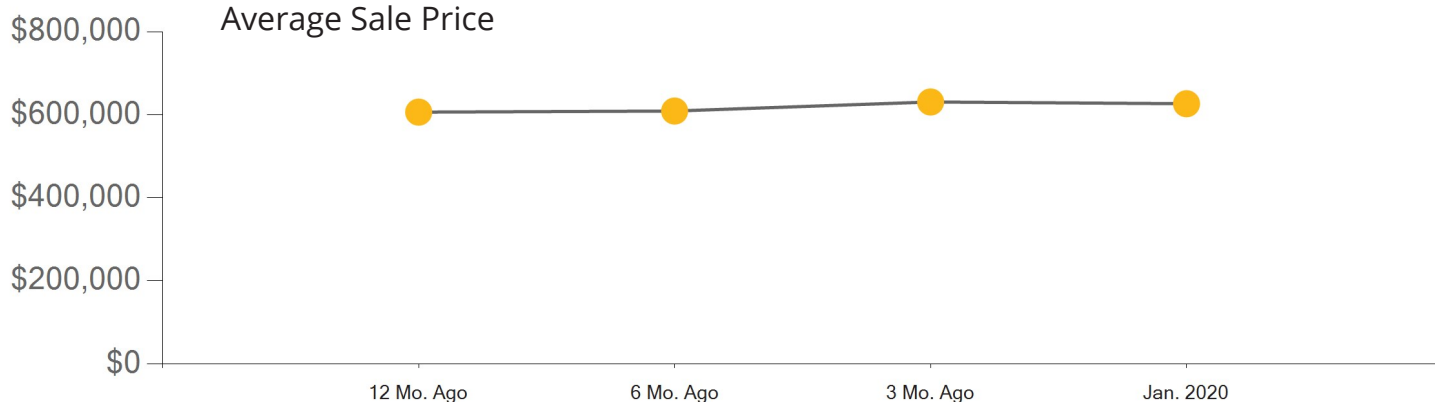
Listing Inventory



Days on Market




Average Sale Price

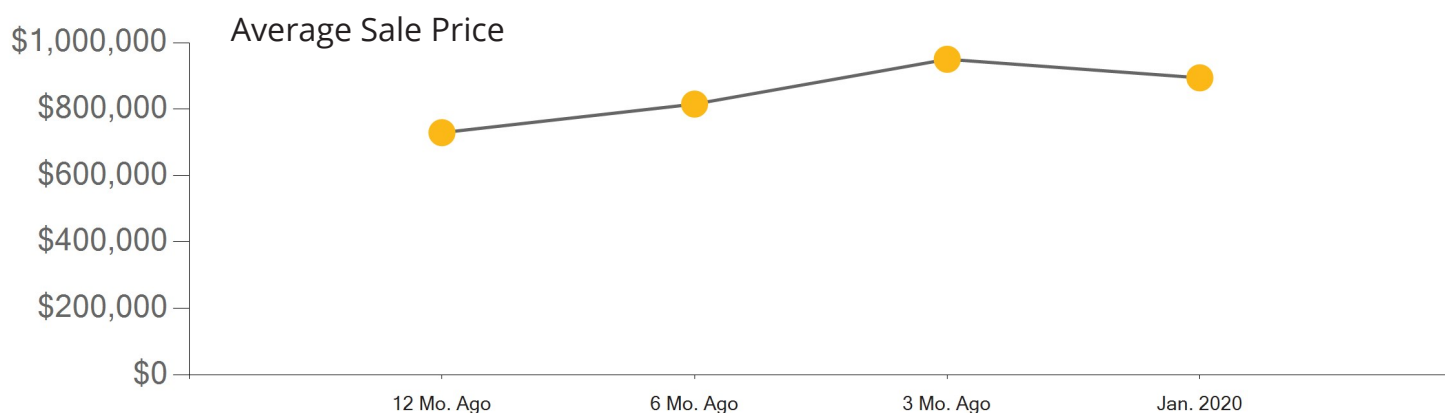
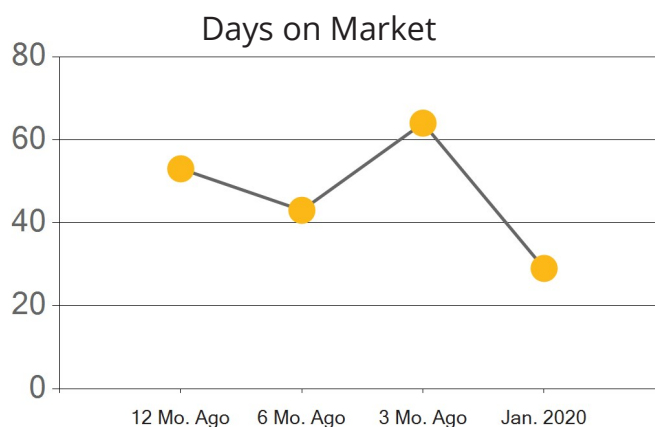
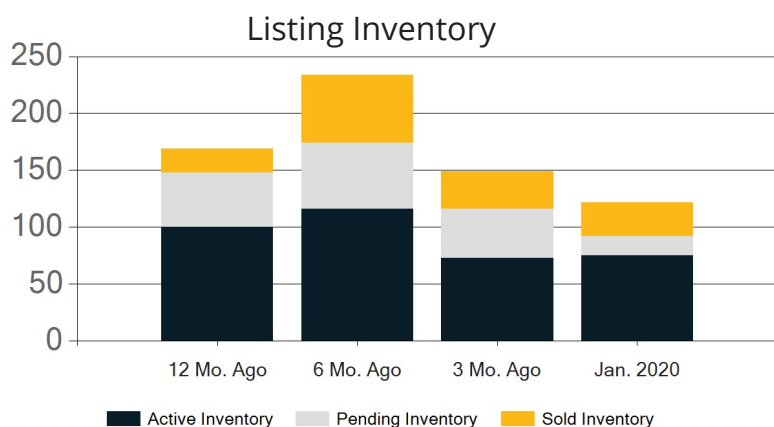


Anaheim Hills Market Update

JANUARY 2020



	Active	Pending	Sold	Average Sale Price	Days on Market
Jan. 2020	75	17	30	\$894,300	29
3 Mo. Ago	73	43	33	\$950,194	64
6 Mo. Ago	116	58	60	\$815,278	43
12 Mo. Ago	100	48	21	\$729,167	53




All reports presented within this document are based on data supplied by the CARETS (CLAW, CRISNet MLS, DAMLS, CRMLS, i-TechMLS, and/or VCRDS) or their MLSs. Neither the Associations nor their MLSs guarantee or are in anyway responsible for their accuracy. Data maintained by the Associations or their MLSs may not reflect all real estate activities in the market. Information deemed reliable but not guaranteed.

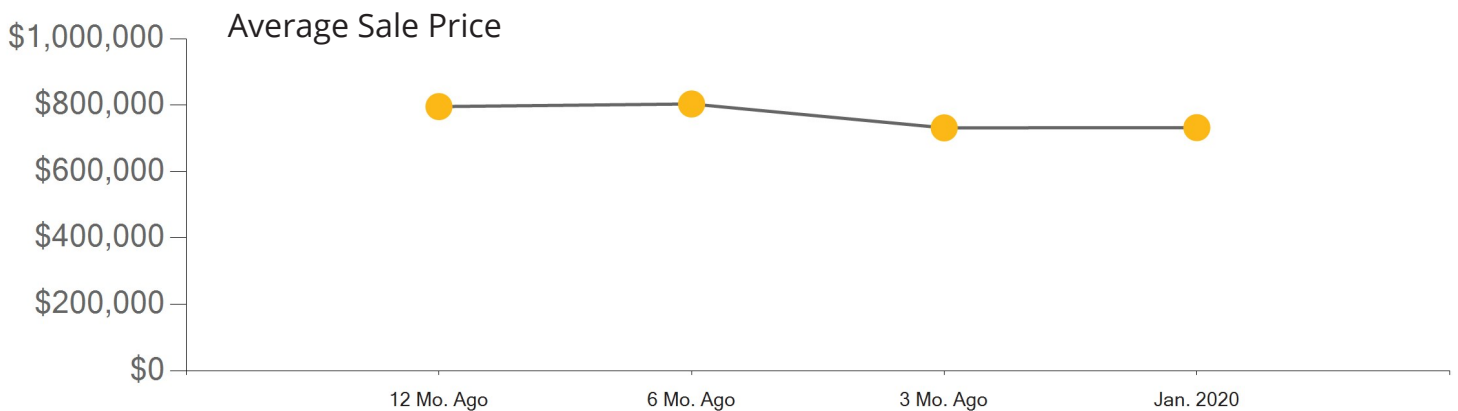
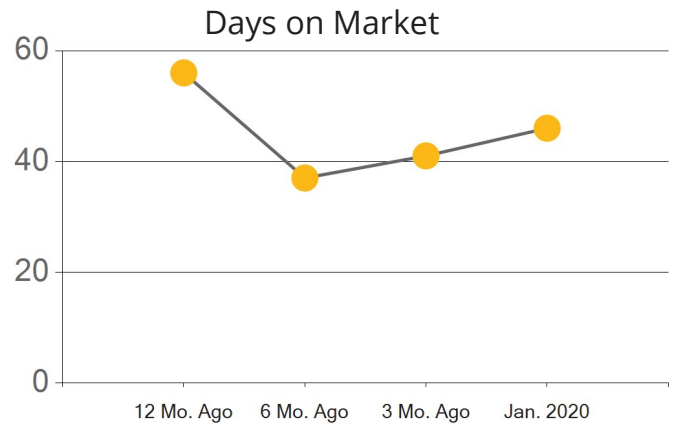
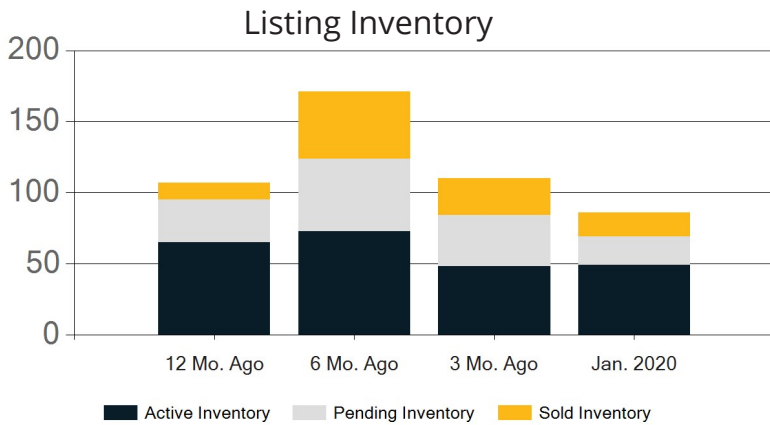
FIRSTTEAM
REAL ESTATE

Brea Market Update

JANUARY 2020



	Active	Pending	Sold	Average Sale Price	Days on Market
Jan. 2020	49	20	17	\$732,294	46
3 Mo. Ago	48	36	26	\$731,615	41
6 Mo. Ago	73	51	47	\$803,519	37
12 Mo. Ago	65	30	12	\$795,667	56

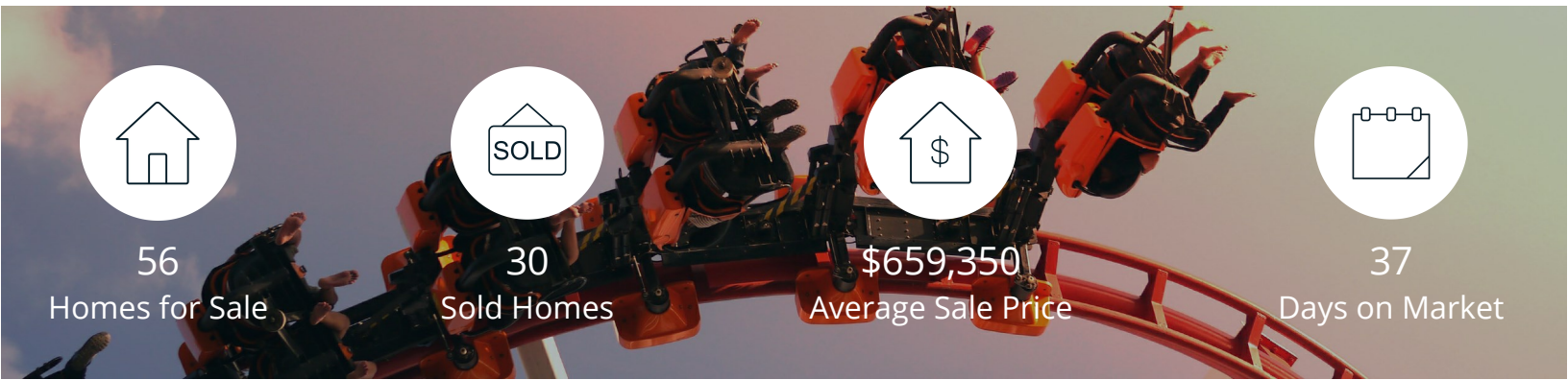


All reports presented within this document are based on data supplied by the CARETS (CLAW, CRISNet MLS, DAMLS, CRMLS, i-TechMLS, and/or VCRDS) or their MLSs. Neither the Associations nor their MLSs guarantee or are in anyway responsible for their accuracy. Data maintained by the Associations or their MLSs may not reflect all real estate activities in the market. Information deemed reliable but not guaranteed.

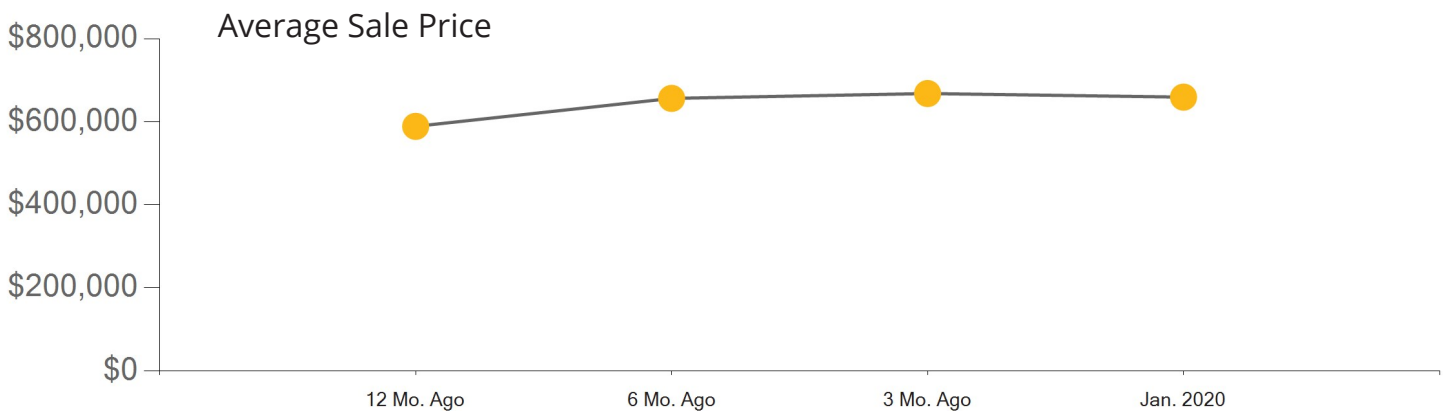
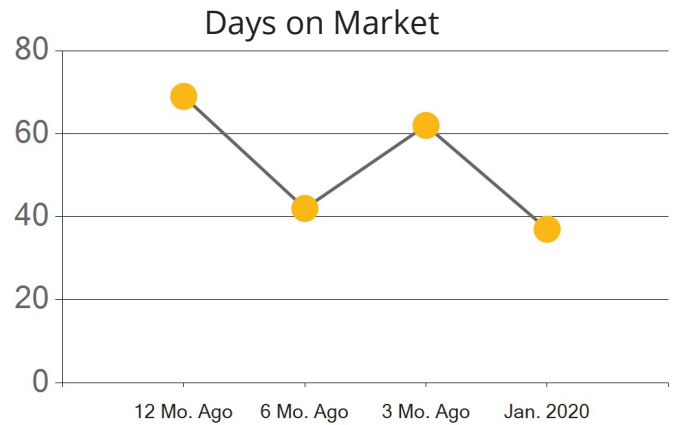
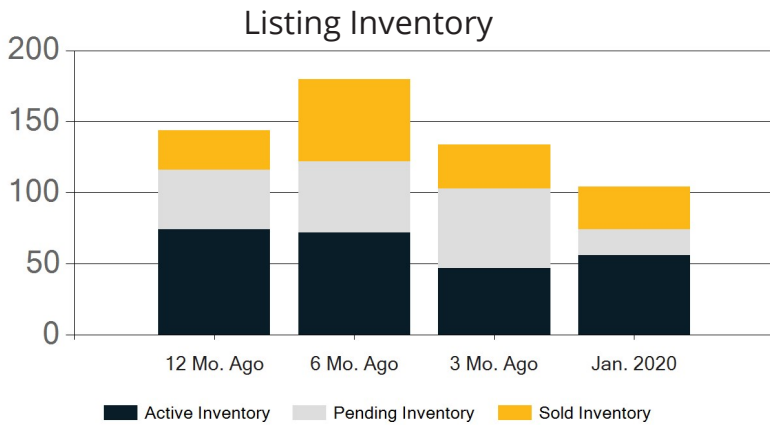
FIRSTTEAM
REAL ESTATE

Buena Park Market Update

JANUARY 2020



	Active	Pending	Sold	Average Sale Price	Days on Market
Jan. 2020	56	18	30	\$659,350	37
3 Mo. Ago	47	56	31	\$667,968	62
6 Mo. Ago	72	50	58	\$656,262	42
12 Mo. Ago	74	42	28	\$588,904	69




All reports presented within this document are based on data supplied by the CARETS (CLAW, CRISNet MLS, DAMLS, CRMLS, i-TechMLS, and/or VCRDS) or their MLSs. Neither the Associations nor their MLSs guarantee or are in anyway responsible for their accuracy. Data maintained by the Associations or their MLSs may not reflect all real estate activities in the market. Information deemed reliable but not guaranteed.

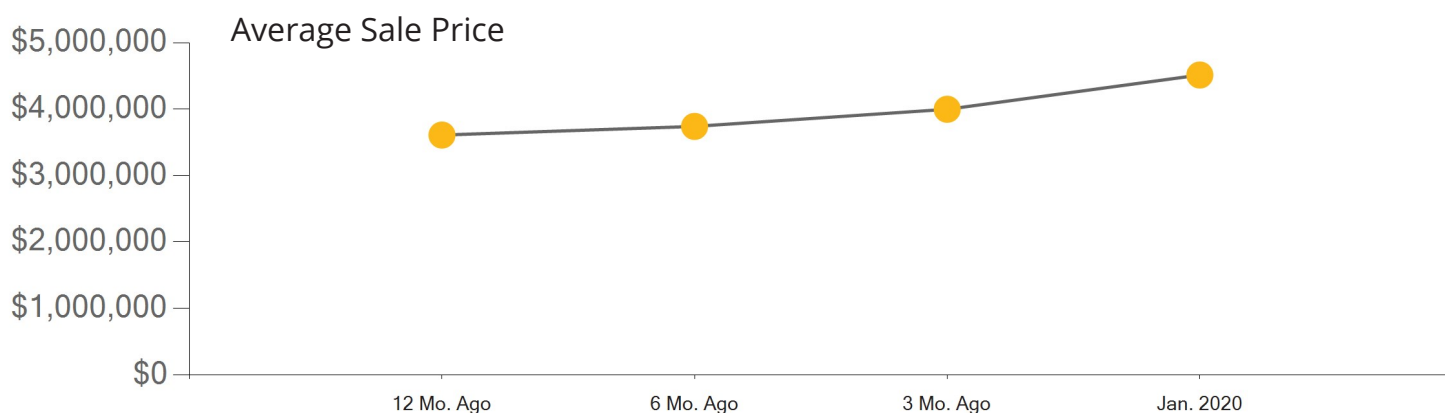
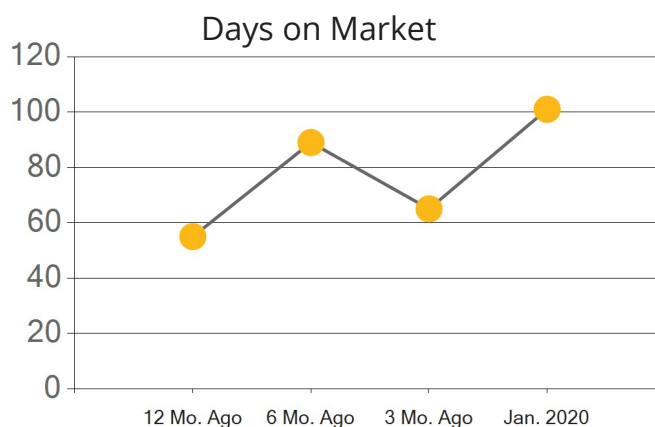
FIRSTTEAM
REAL ESTATE

Corona del Mar Market Update

JANUARY 2020



	Active	Pending	Sold	Average Sale Price	Days on Market
Jan. 2020	80	11	7	\$4,514,286	101
3 Mo. Ago	86	12	8	\$3,998,125	65
6 Mo. Ago	102	13	11	\$3,740,364	89
12 Mo. Ago	64	7	7	\$3,610,000	55

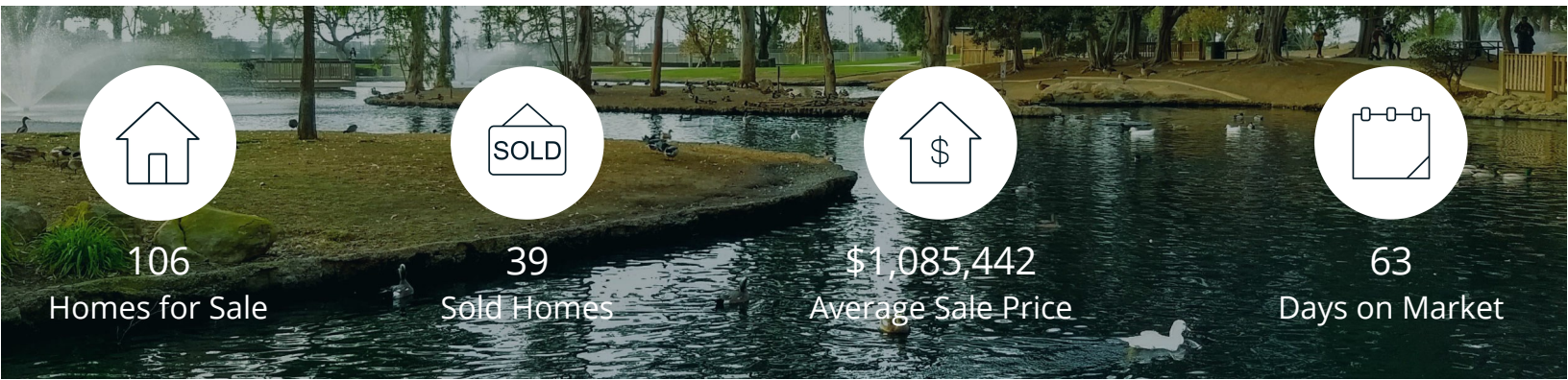


All reports presented within this document are based on data supplied by the CARETS (CLAW, CRISNet MLS, DAMLS, CRMLS, i-TechMLS, and/or VCRDS) or their MLSs. Neither the Associations nor their MLSs guarantee or are in anyway responsible for their accuracy. Data maintained by the Associations or their MLSs may not reflect all real estate activities in the market. Information deemed reliable but not guaranteed.

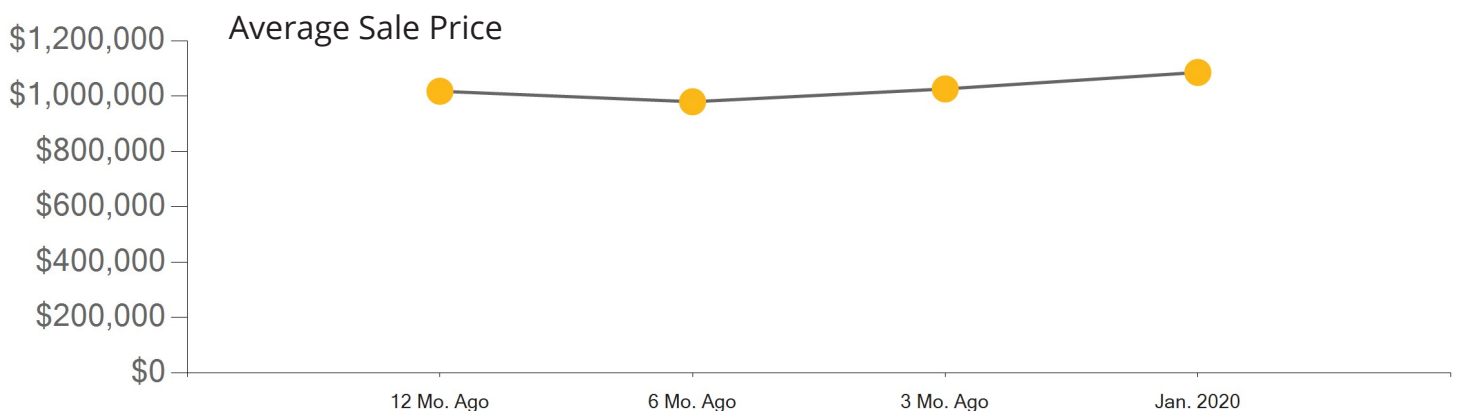
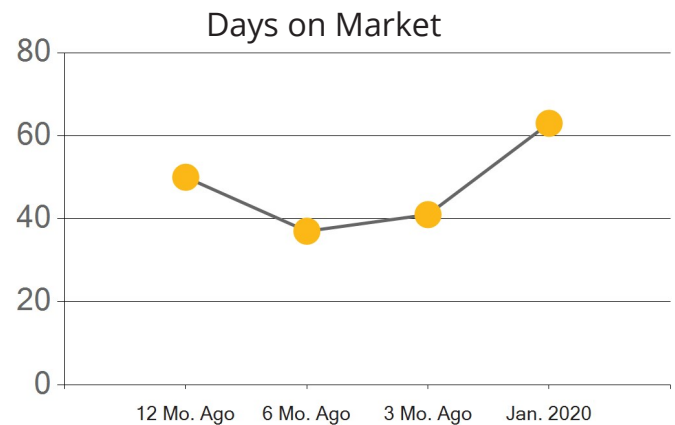
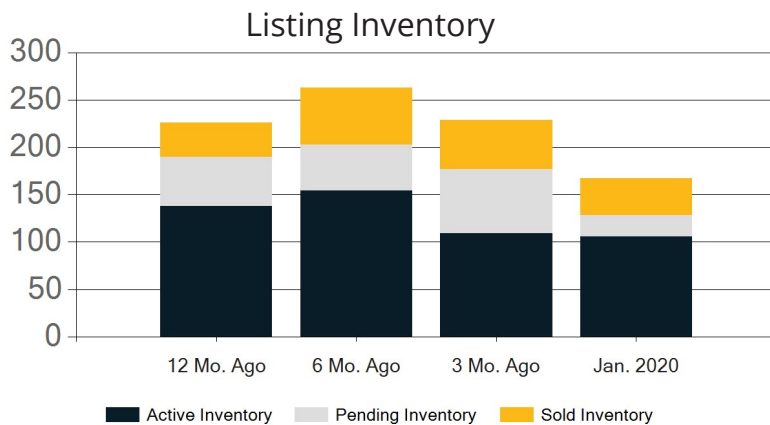
FIRSTTEAM
REAL ESTATE

Costa Mesa Market Update

JANUARY 2020



	Active	Pending	Sold	Average Sale Price	Days on Market
Jan. 2020	106	22	39	\$1,085,442	63
3 Mo. Ago	109	68	52	\$1,025,871	41
6 Mo. Ago	154	49	60	\$979,491	37
12 Mo. Ago	138	52	36	\$1,017,418	50

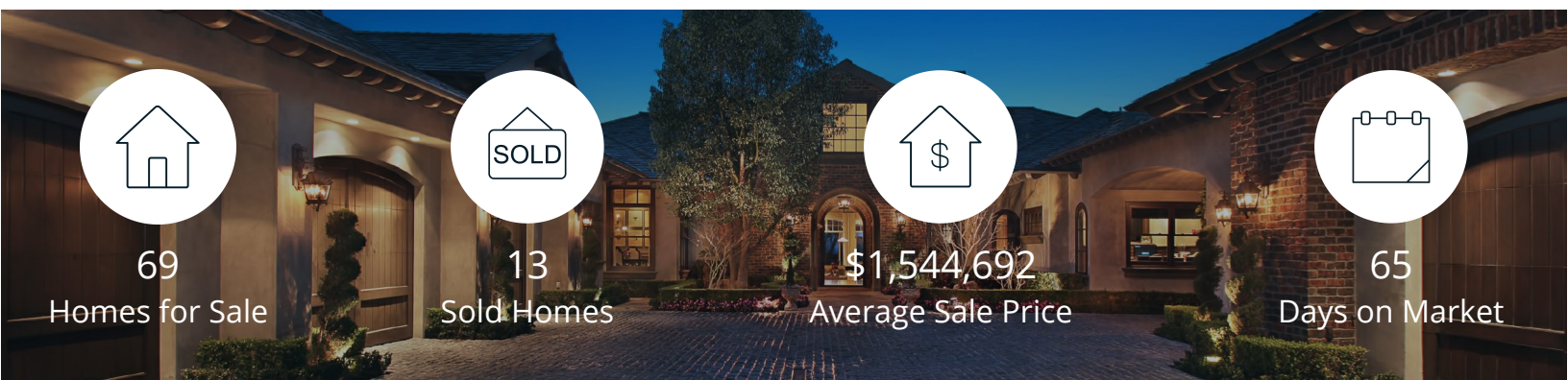


All reports presented within this document are based on data supplied by the CARETS (CLAW, CRISNet MLS, DAMLS, CRMLS, i-TechMLS, and/or VCRDS) or their MLSs. Neither the Associations nor their MLSs guarantee or are in anyway responsible for their accuracy. Data maintained by the Associations or their MLSs may not reflect all real estate activities in the market. Information deemed reliable but not guaranteed.

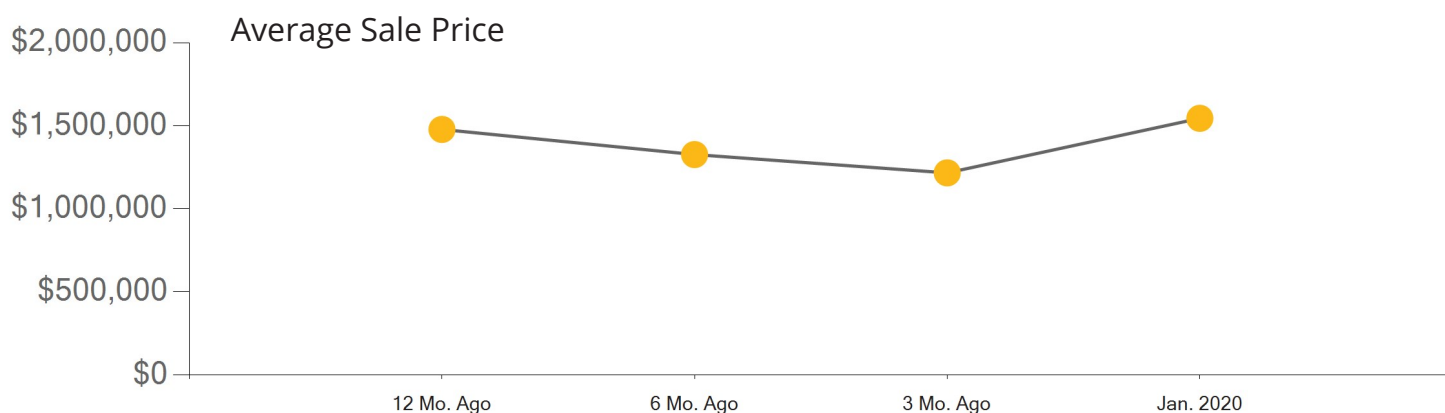
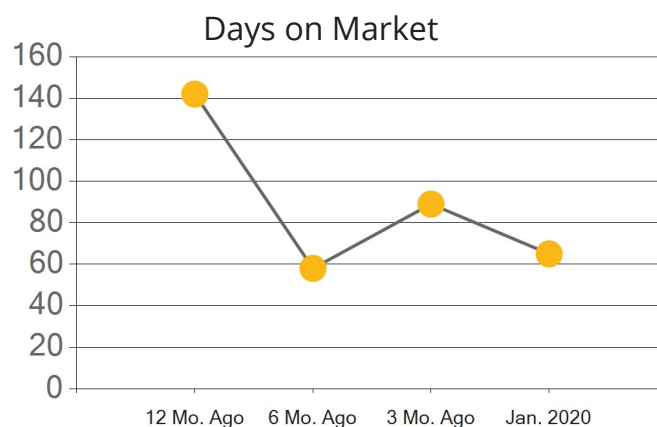
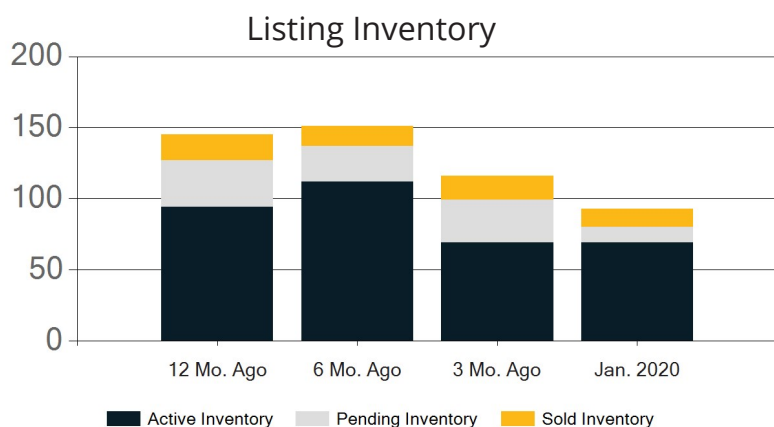
FIRSTTEAM
REAL ESTATE

Coto de Caza Market Update

JANUARY 2020

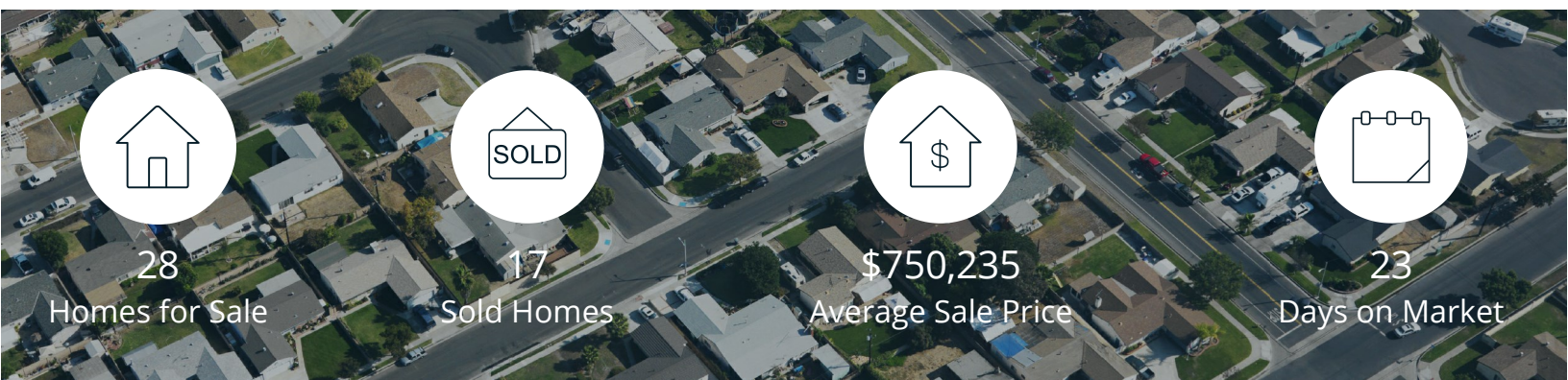


	Active	Pending	Sold	Average Sale Price	Days on Market
Jan. 2020	69	11	13	\$1,544,692	65
3 Mo. Ago	69	30	17	\$1,216,252	89
6 Mo. Ago	112	25	14	\$1,326,571	58
12 Mo. Ago	94	33	18	\$1,477,856	142

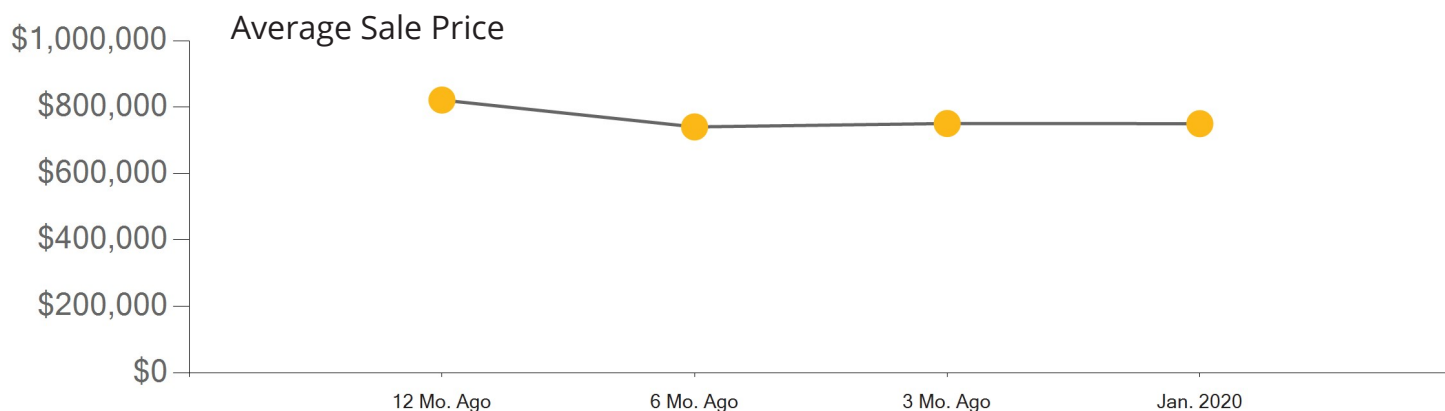
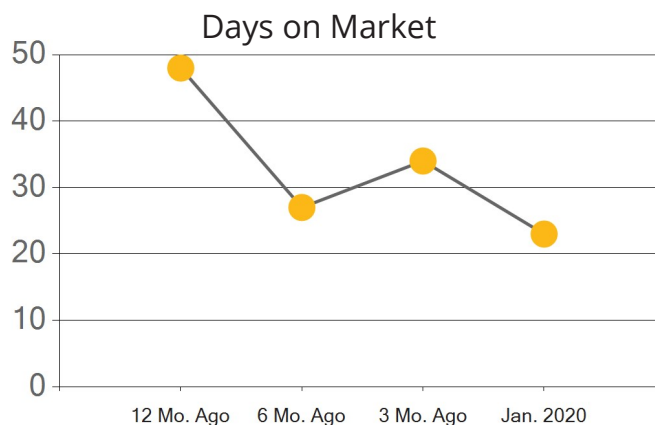
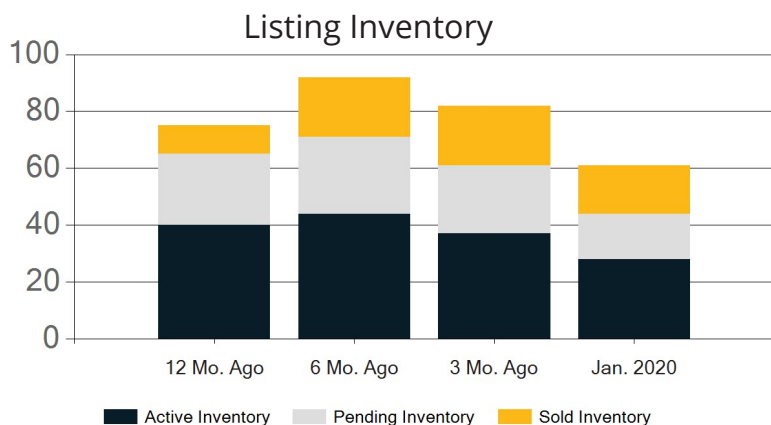


All reports presented within this document are based on data supplied by the CARETS (CLAW, CRISNet MLS, DAMLS, CRMLS, i-TechMLS, and/or VCRDS) or their MLSs. Neither the Associations nor their MLSs guarantee or are in anyway responsible for their accuracy. Data maintained by the Associations or their MLSs may not reflect all real estate activities in the market. Information deemed reliable but not guaranteed.

FIRSTTEAM
REAL ESTATE

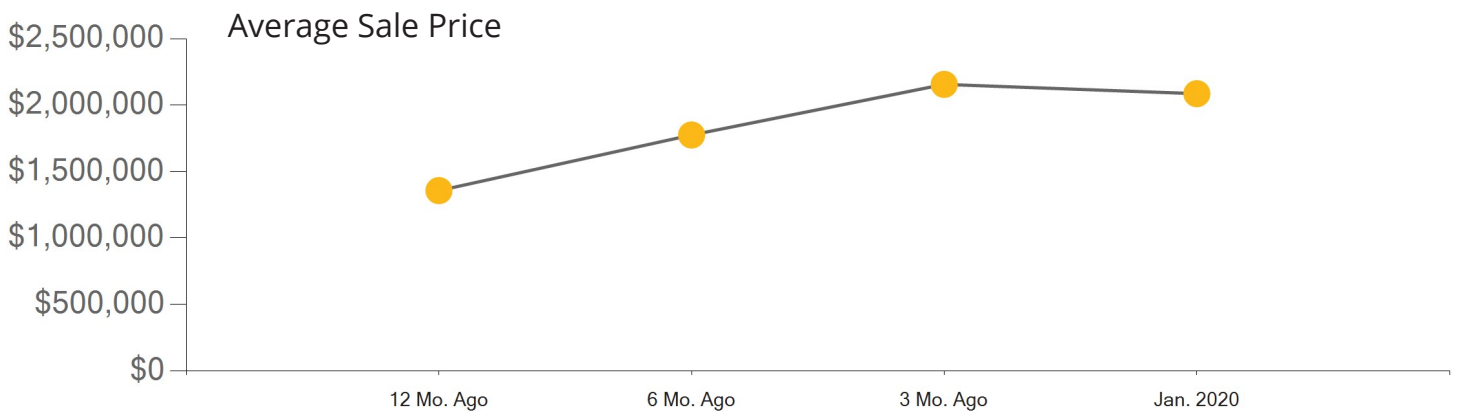
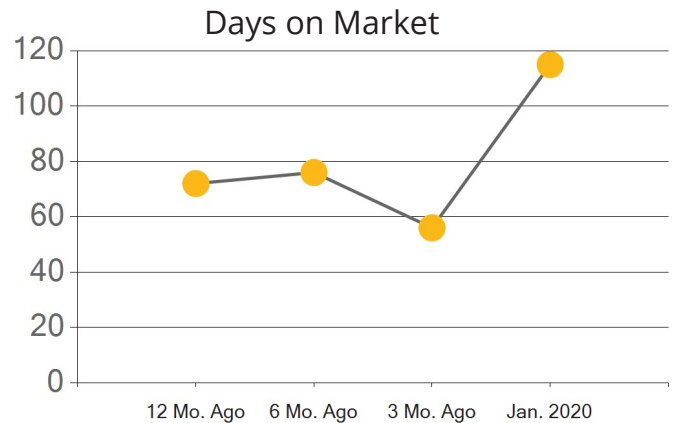
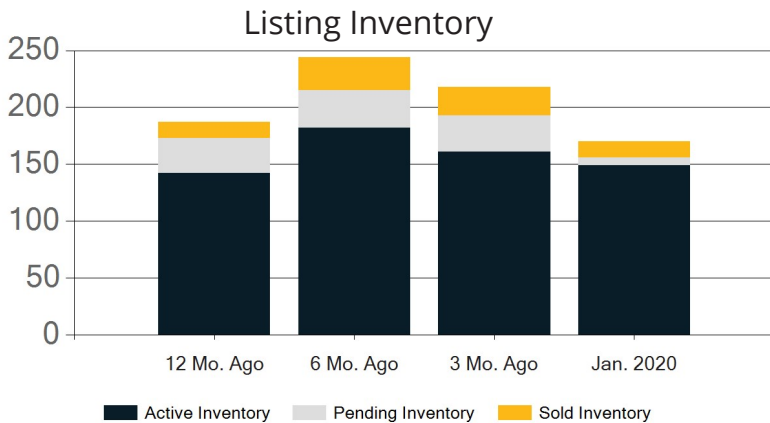


	Active	Pending	Sold	Average Sale Price	Days on Market
Jan. 2020	28	16	17	\$750,235	23
3 Mo. Ago	37	24	21	\$750,686	34
6 Mo. Ago	44	27	21	\$740,510	27
12 Mo. Ago	40	25	10	\$821,380	48



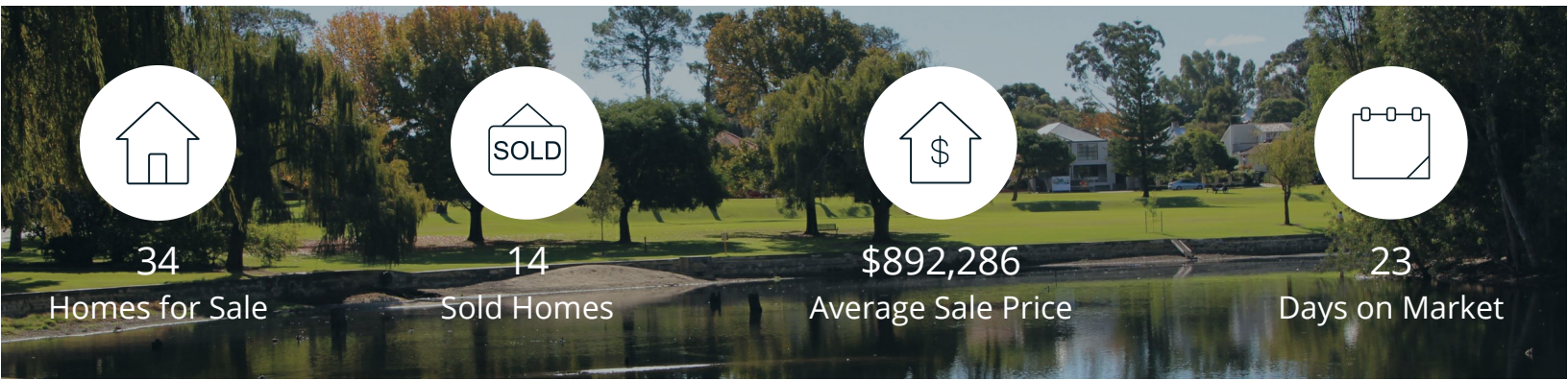


	Active	Pending	Sold	Average Sale Price	Days on Market
Jan. 2020	149	7	14	\$2,086,348	115
3 Mo. Ago	161	32	25	\$2,156,426	56
6 Mo. Ago	182	33	29	\$1,775,276	76
12 Mo. Ago	142	31	14	\$1,356,625	72

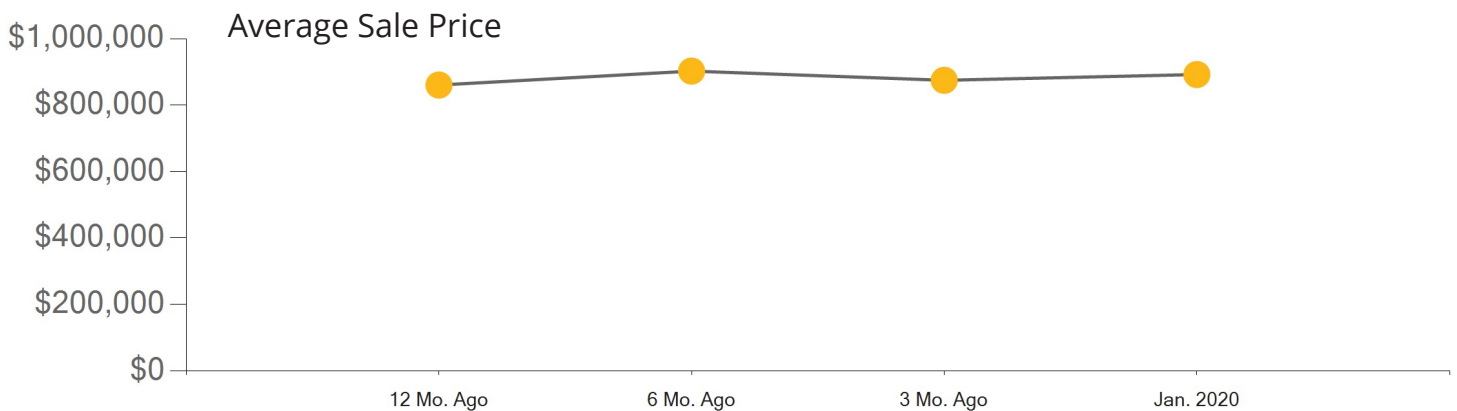
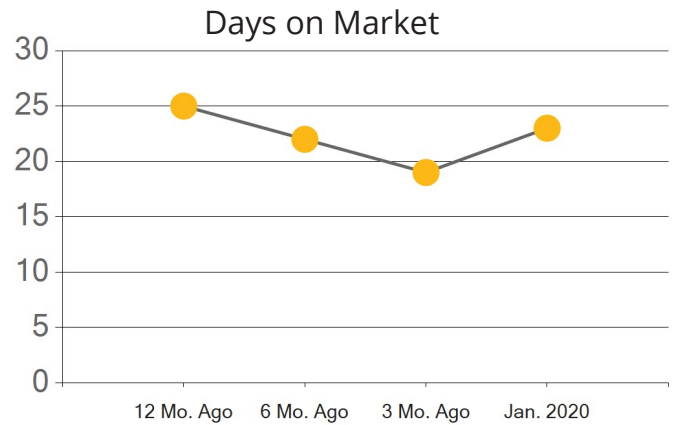
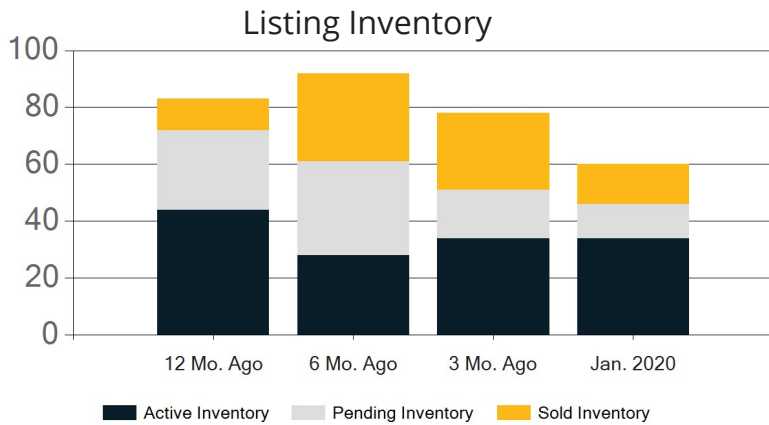


Fountain Valley Market Update

JANUARY 2020



	Active	Pending	Sold	Average Sale Price	Days on Market
Jan. 2020	34	12	14	\$892,286	23
3 Mo. Ago	34	17	27	\$874,836	19
6 Mo. Ago	28	33	31	\$902,616	22
12 Mo. Ago	44	28	11	\$860,591	25



All reports presented within this document are based on data supplied by the CARETS (CLAW, CRISNet MLS, DAMLS, CRMLS, i-TechMLS, and/or VCRDS) or their MLSs. Neither the Associations nor their MLSs guarantee or are in anyway responsible for their accuracy. Data maintained by the Associations or their MLSs may not reflect all real estate activities in the market. Information deemed reliable but not guaranteed.

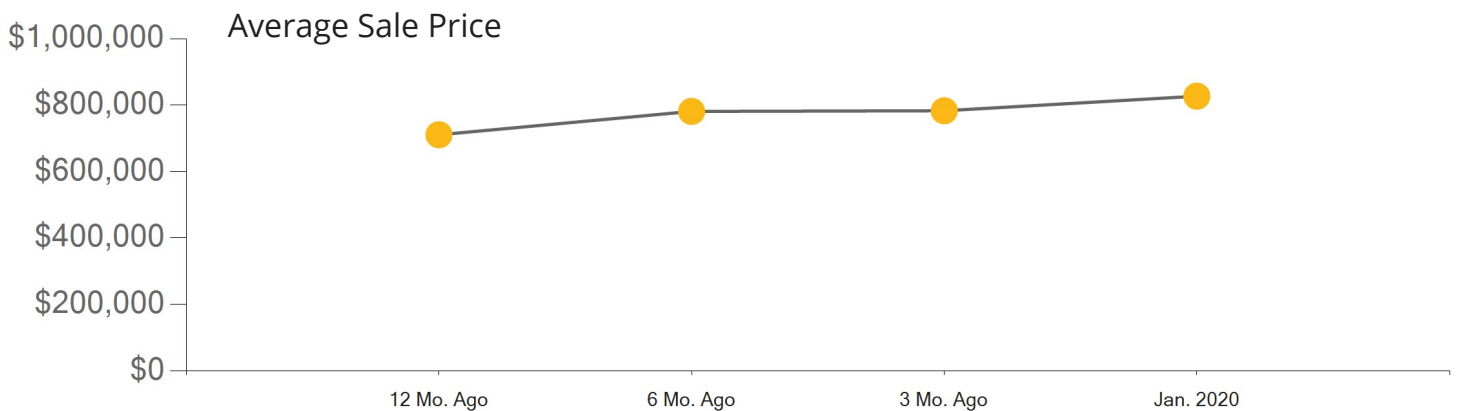
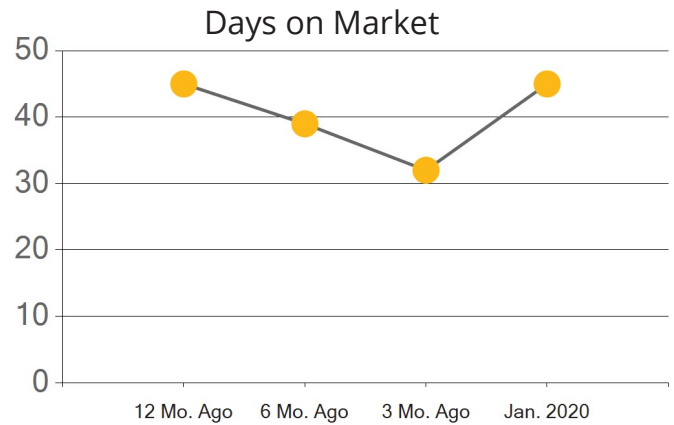
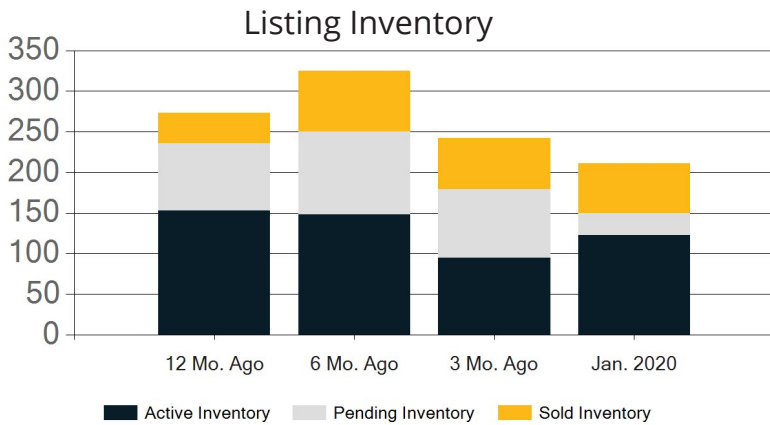
FIRSTTEAM
REAL ESTATE

Fullerton Market Update

JANUARY 2020



	Active	Pending	Sold	Average Sale Price	Days on Market
Jan. 2020	123	27	61	\$826,943	45
3 Mo. Ago	95	84	63	\$783,082	32
6 Mo. Ago	148	102	75	\$781,146	39
12 Mo. Ago	153	83	37	\$710,784	45




All reports presented within this document are based on data supplied by the CARETS (CLAW, CRISNet MLS, DAMLS, CRMLS, i-TechMLS, and/or VCRDS) or their MLSs. Neither the Associations nor their MLSs guarantee or are in anyway responsible for their accuracy. Data maintained by the Associations or their MLSs may not reflect all real estate activities in the market. Information deemed reliable but not guaranteed.

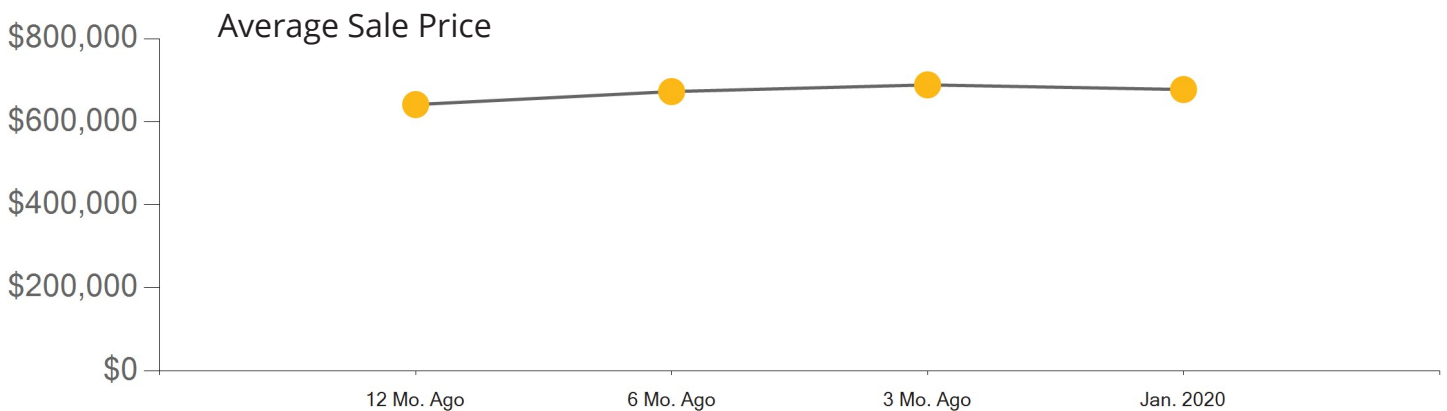
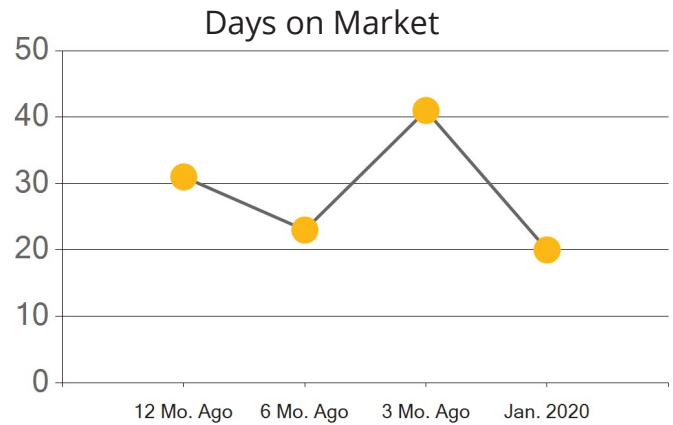
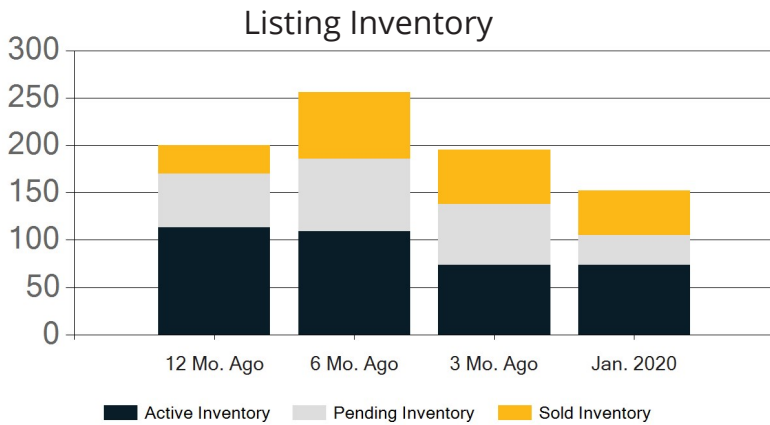
FIRSTTEAM
REAL ESTATE

Garden Grove Market Update

JANUARY 2020



	Active	Pending	Sold	Average Sale Price	Days on Market
Jan. 2020	74	31	47	\$677,660	20
3 Mo. Ago	74	64	57	\$688,858	41
6 Mo. Ago	109	77	70	\$672,707	23
12 Mo. Ago	113	57	30	\$641,373	31

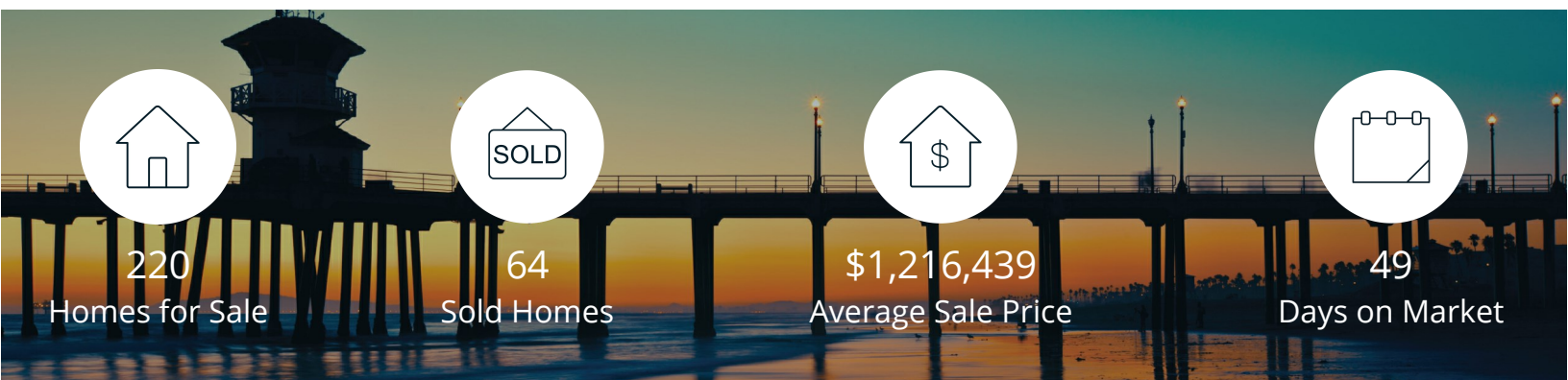


All reports presented within this document are based on data supplied by the CARETS (CLAW, CRISNet MLS, DAMLS, CRMLS, i-TechMLS, and/or VCRDS) or their MLSs. Neither the Associations nor their MLSs guarantee or are in anyway responsible for their accuracy. Data maintained by the Associations or their MLSs may not reflect all real estate activities in the market. Information deemed reliable but not guaranteed.

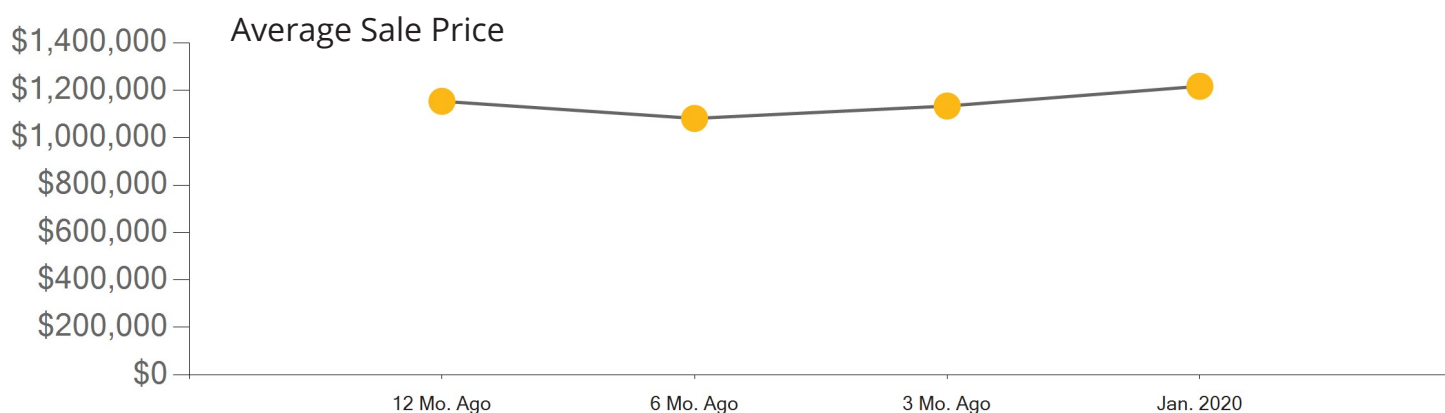
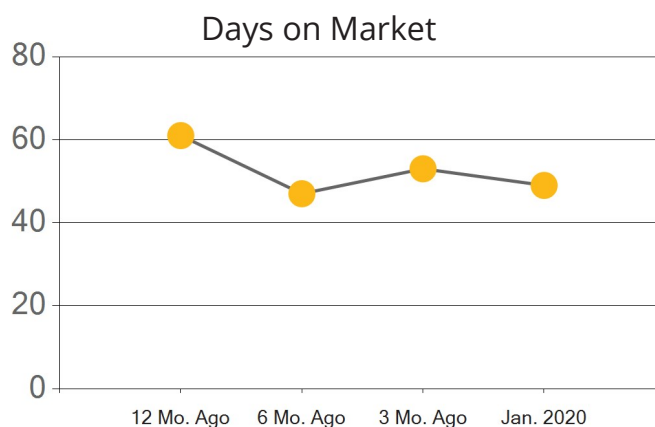
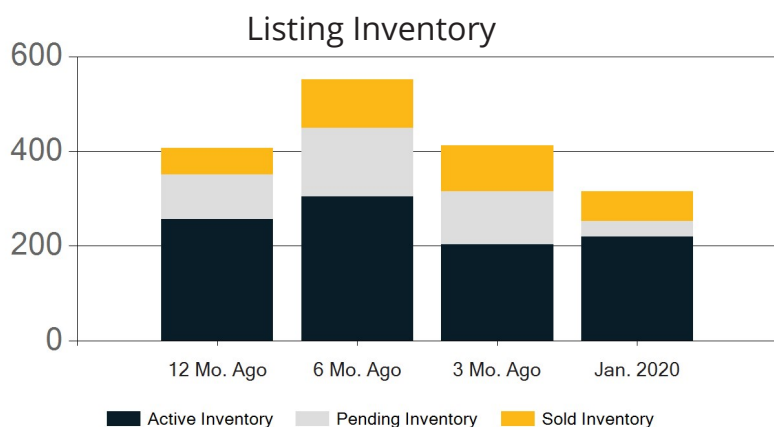
FIRSTTEAM
REAL ESTATE

Huntington Beach Market Update

JANUARY 2020



	Active	Pending	Sold	Average Sale Price	Days on Market
Jan. 2020	220	32	64	\$1,216,439	49
3 Mo. Ago	203	113	97	\$1,133,245	53
6 Mo. Ago	304	145	102	\$1,080,811	47
12 Mo. Ago	256	95	56	\$1,153,136	61



All reports presented within this document are based on data supplied by the CARETS (CLAW, CRISNet MLS, DAMLS, CRMLS, i-TechMLS, and/or VCRDS) or their MLSs. Neither the Associations nor their MLSs guarantee or are in anyway responsible for their accuracy. Data maintained by the Associations or their MLSs may not reflect all real estate activities in the market. Information deemed reliable but not guaranteed.

FIRSTTEAM
REAL ESTATE



299
Homes for Sale



76
Sold Homes



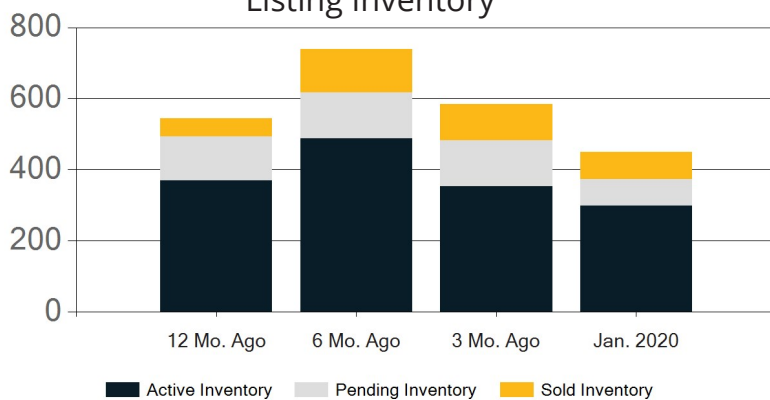
\$1,372,130
Average Sale Price



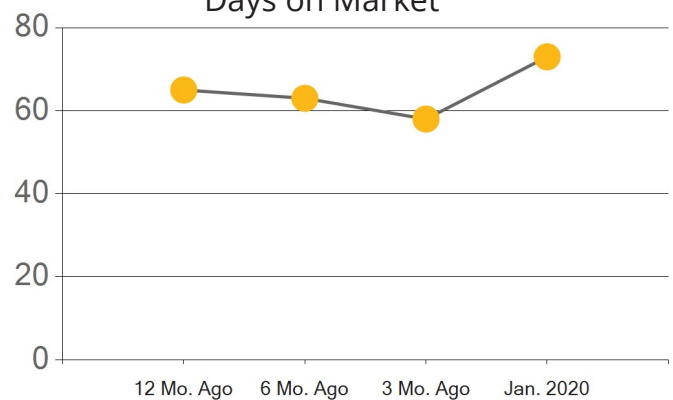
73
Days on Market

	Active	Pending	Sold	Average Sale Price	Days on Market
Jan. 2020	299	75	76	\$1,372,130	73
3 Mo. Ago	353	129	102	\$1,307,197	58
6 Mo. Ago	487	130	122	\$1,322,642	63
12 Mo. Ago	369	125	51	\$1,583,905	65

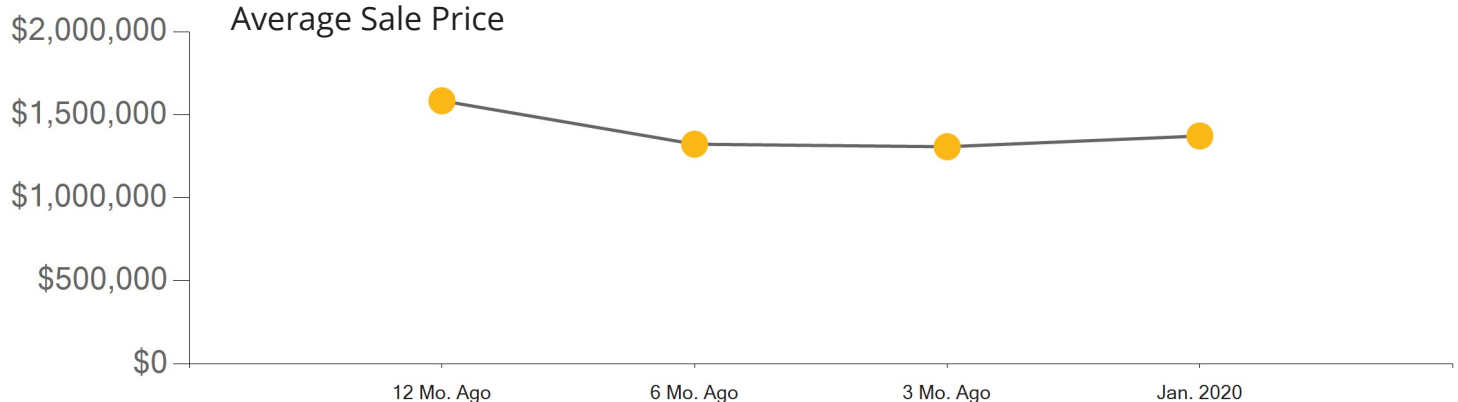
Listing Inventory



Days on Market



Average Sale Price





53
Homes for Sale



20
Sold Homes

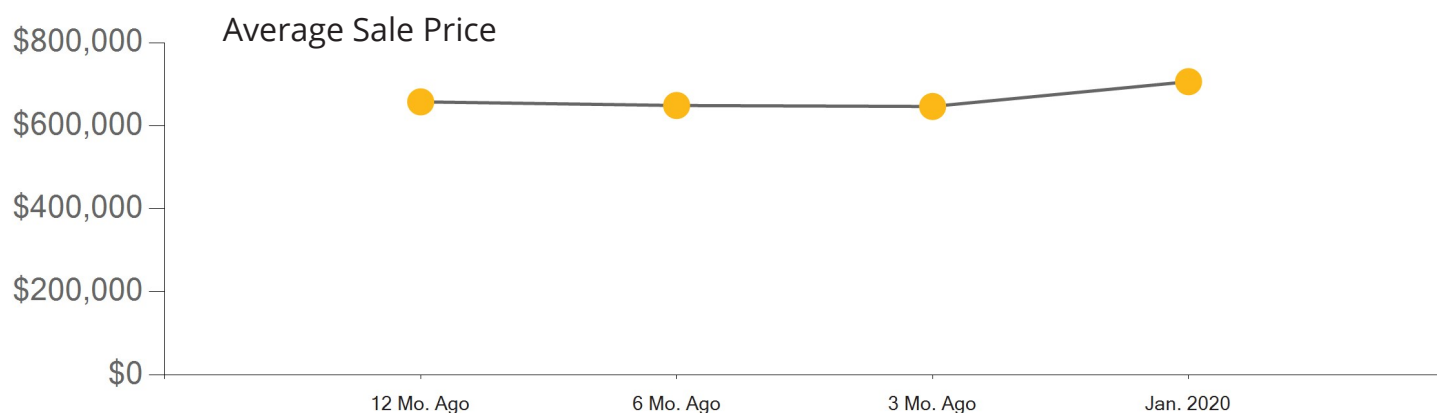
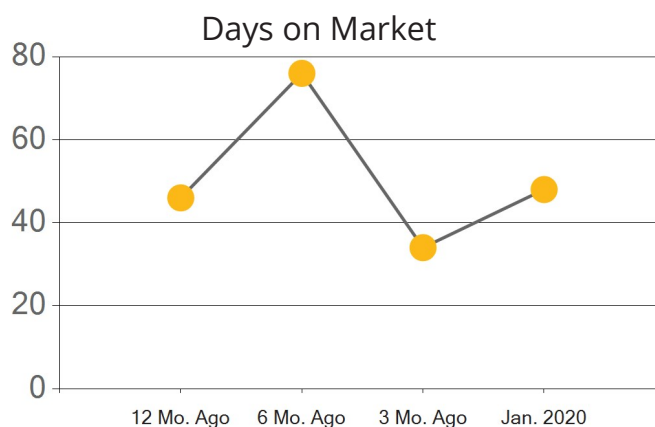


\$706,200
Average Sale Price



48
Days on Market

	Active	Pending	Sold	Average Sale Price	Days on Market
Jan. 2020	53	19	20	\$706,200	48
3 Mo. Ago	49	31	34	\$646,497	34
6 Mo. Ago	61	43	35	\$648,836	76
12 Mo. Ago	73	26	22	\$657,555	46





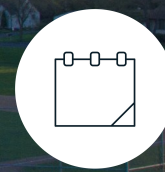
6
Homes for Sale



6
Sold Homes



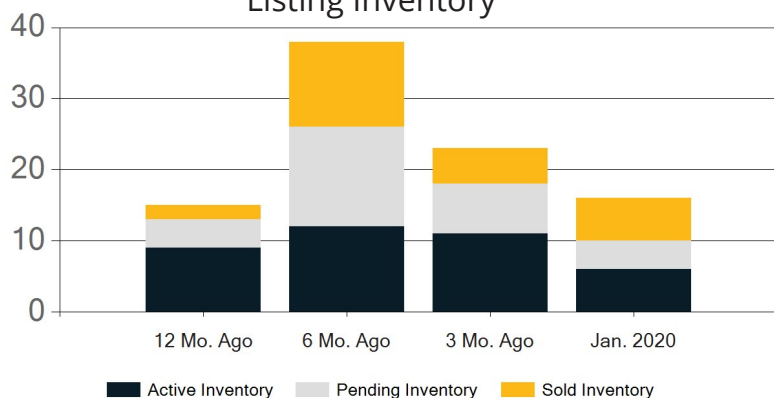
\$750,250
Average Sale Price



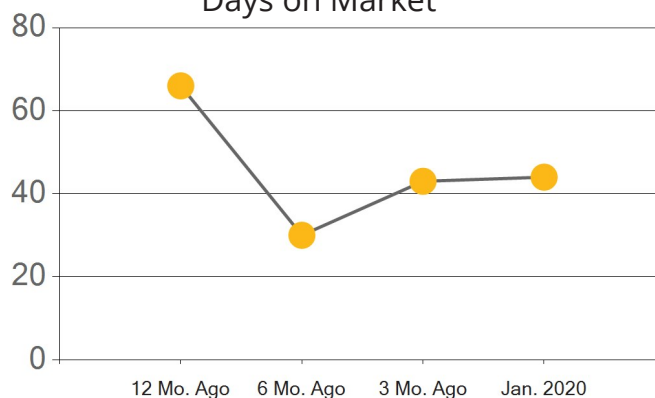
44
Days on Market

	Active	Pending	Sold	Average Sale Price	Days on Market
Jan. 2020	6	4	6	\$750,250	44
3 Mo. Ago	11	7	5	\$770,900	43
6 Mo. Ago	12	14	12	\$774,333	30
12 Mo. Ago	9	4	2	\$817,500	66

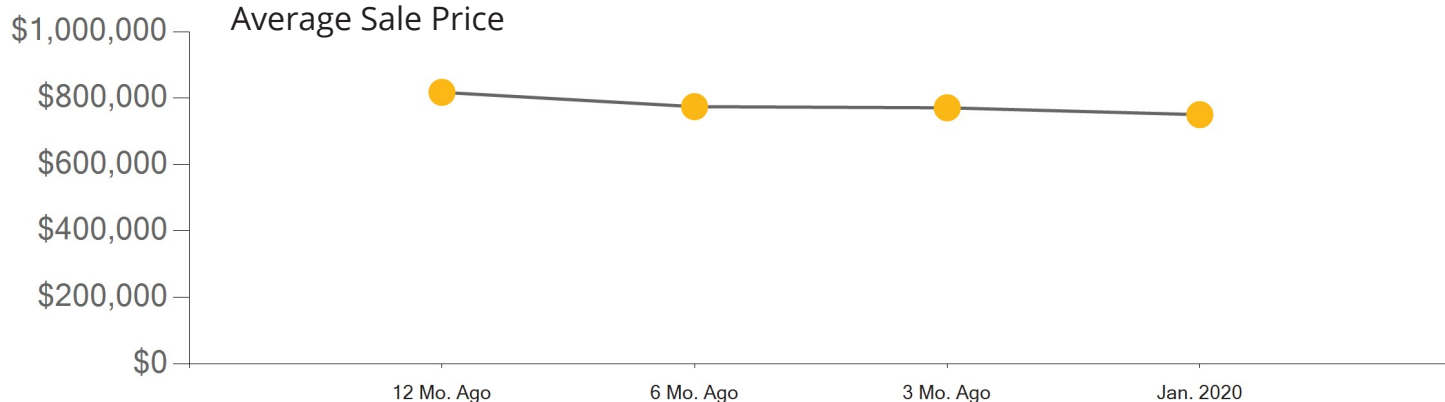
Listing Inventory



Days on Market



Average Sale Price



Ladera Ranch Market Update

JANUARY 2020



76
Homes for Sale



16
Sold Homes



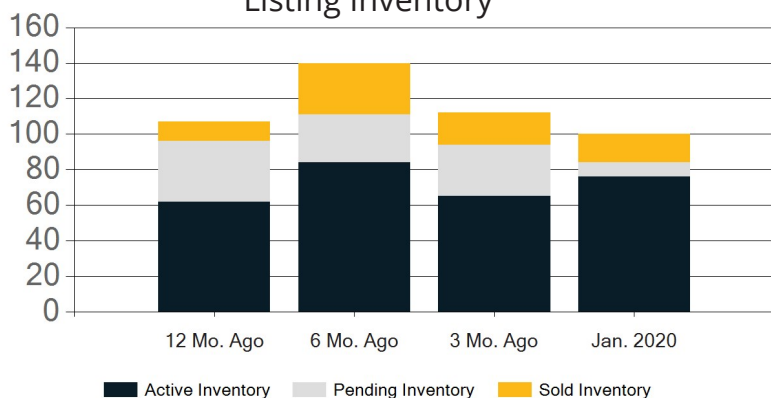
\$1,254,219
Average Sale Price



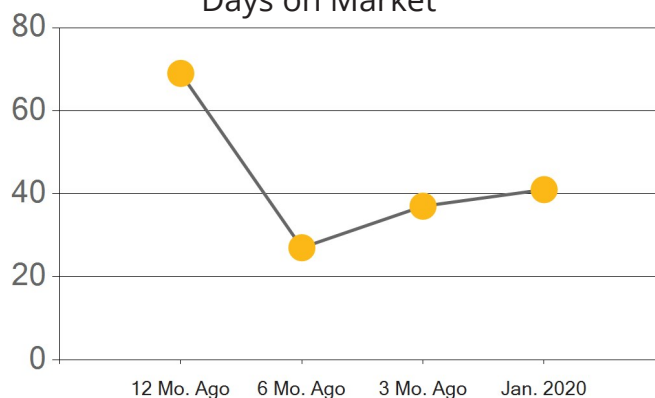
41
Days on Market

	Active	Pending	Sold	Average Sale Price	Days on Market
Jan. 2020	76	8	16	\$1,254,219	41
3 Mo. Ago	65	29	18	\$1,045,972	37
6 Mo. Ago	84	27	29	\$1,039,173	27
12 Mo. Ago	62	34	11	\$1,155,045	69

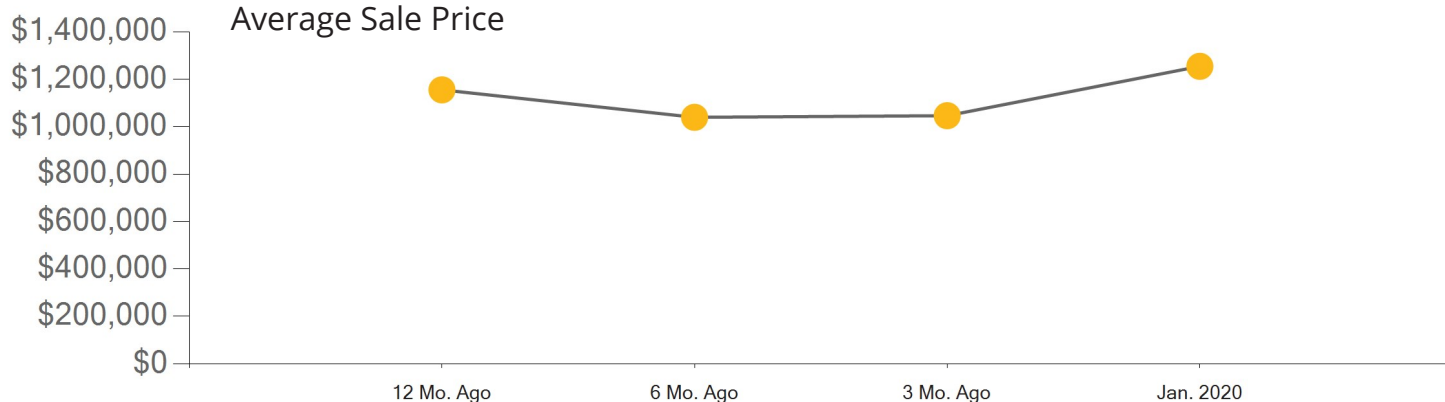
Listing Inventory



Days on Market



Average Sale Price

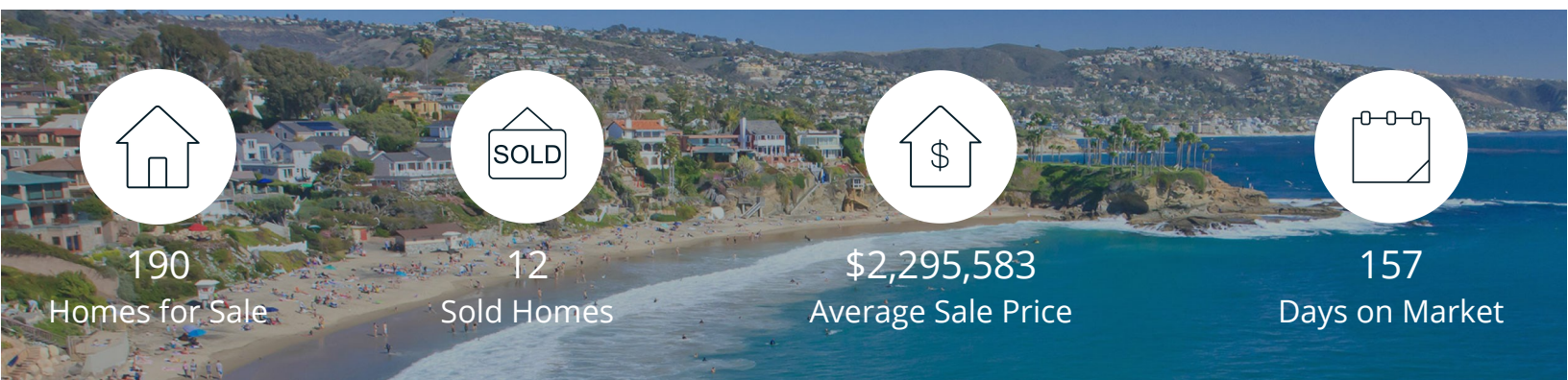


All reports presented within this document are based on data supplied by the CARETS (CLAW, CRISNet MLS, DAMLS, CRMLS, i-TechMLS, and/or VCRDS) or their MLSs. Neither the Associations nor their MLSs guarantee or are in anyway responsible for their accuracy. Data maintained by the Associations or their MLSs may not reflect all real estate activities in the market. Information deemed reliable but not guaranteed.

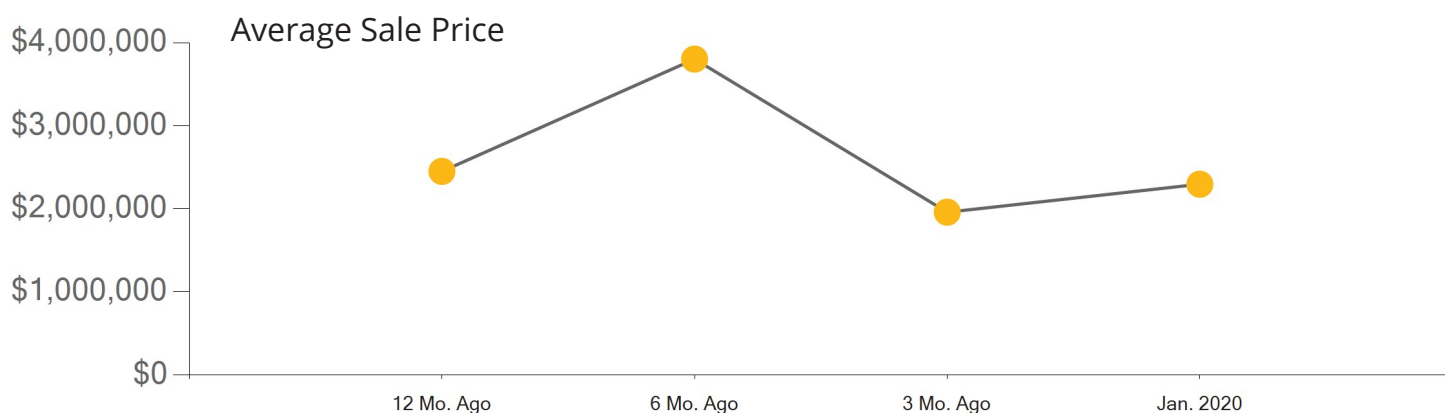
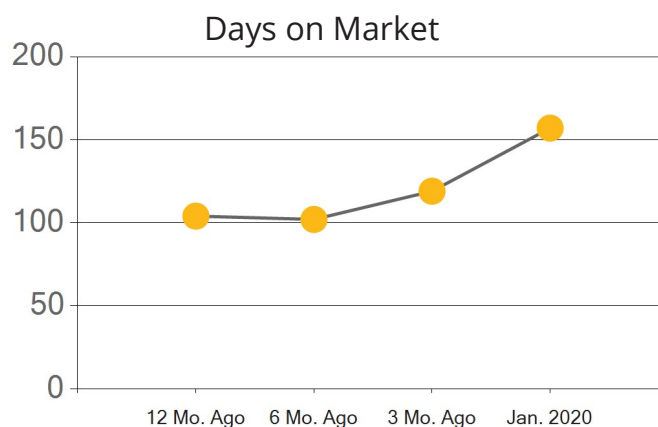
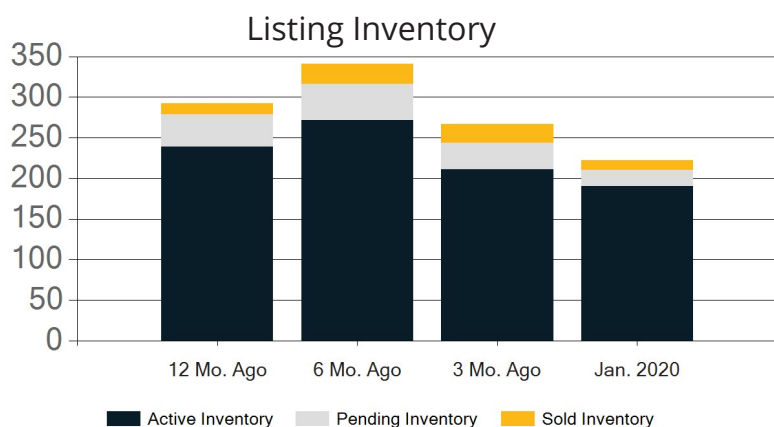
FIRSTTEAM
REAL ESTATE

Laguna Beach Market Update

JANUARY 2020



	Active	Pending	Sold	Average Sale Price	Days on Market
Jan. 2020	190	20	12	\$2,295,583	157
3 Mo. Ago	211	33	23	\$1,958,565	119
6 Mo. Ago	272	44	25	\$3,803,284	102
12 Mo. Ago	239	40	13	\$2,450,279	104



All reports presented within this document are based on data supplied by the CARETS (CLAW, CRISNet MLS, DAMLS, CRMLS, i-TechMLS, and/or VCRDS) or their MLSs. Neither the Associations nor their MLSs guarantee or are in anyway responsible for their accuracy. Data maintained by the Associations or their MLSs may not reflect all real estate activities in the market. Information deemed reliable but not guaranteed.

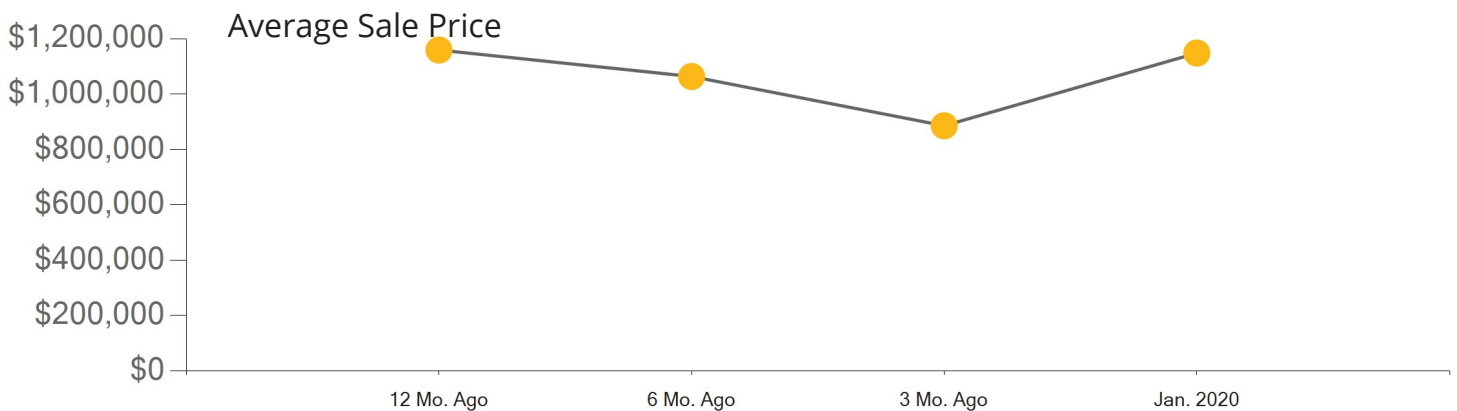
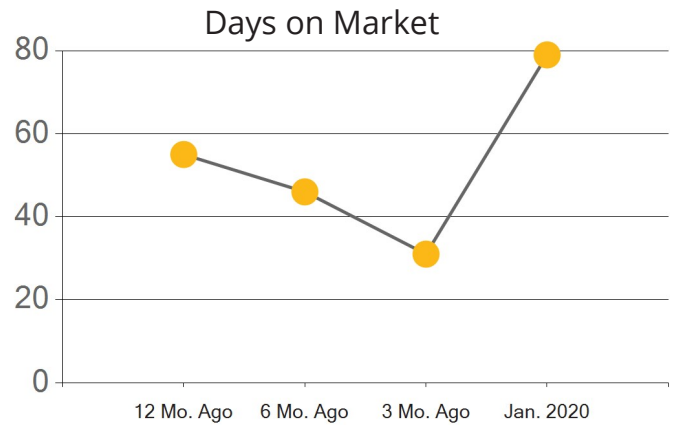
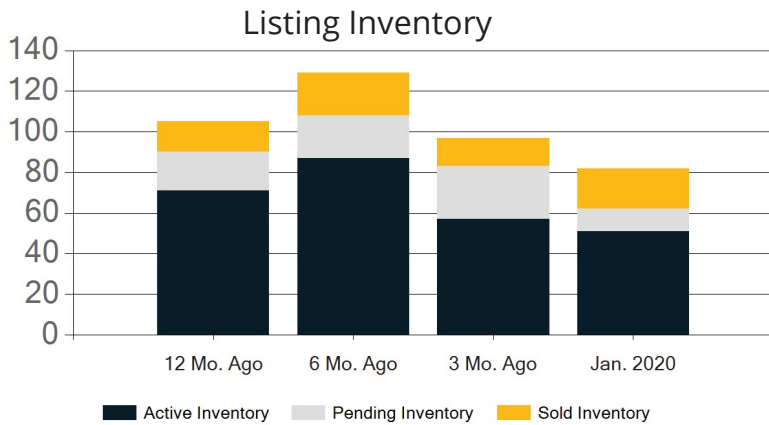
FIRSTTEAM
REAL ESTATE

Laguna Hills Market Update

JANUARY 2020



	Active	Pending	Sold	Average Sale Price	Days on Market
Jan. 2020	51	11	20	\$1,148,295	79
3 Mo. Ago	57	26	14	\$885,571	31
6 Mo. Ago	87	21	21	\$1,063,557	46
12 Mo. Ago	71	19	15	\$1,159,179	55

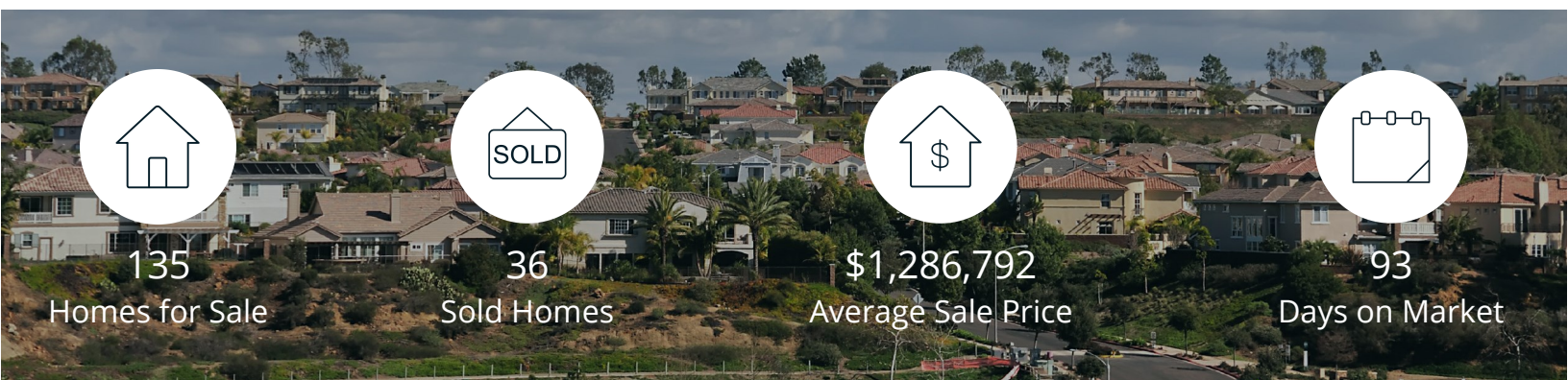


All reports presented within this document are based on data supplied by the CARETS (CLAW, CRISNet MLS, DAMLS, CRMLS, i-TechMLS, and/or VCRDS) or their MLSs. Neither the Associations nor their MLSs guarantee or are in anyway responsible for their accuracy. Data maintained by the Associations or their MLSs may not reflect all real estate activities in the market. Information deemed reliable but not guaranteed.

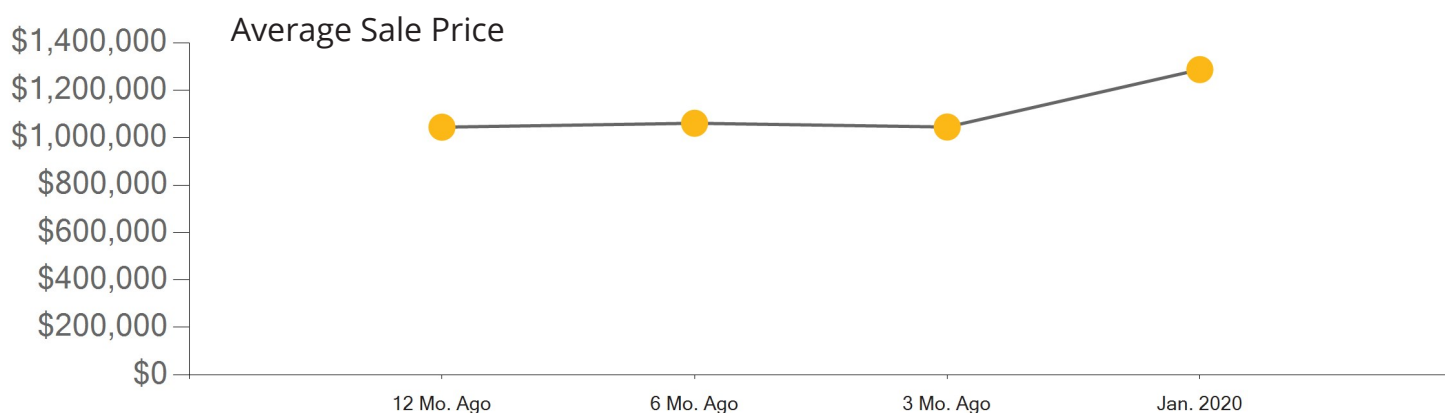
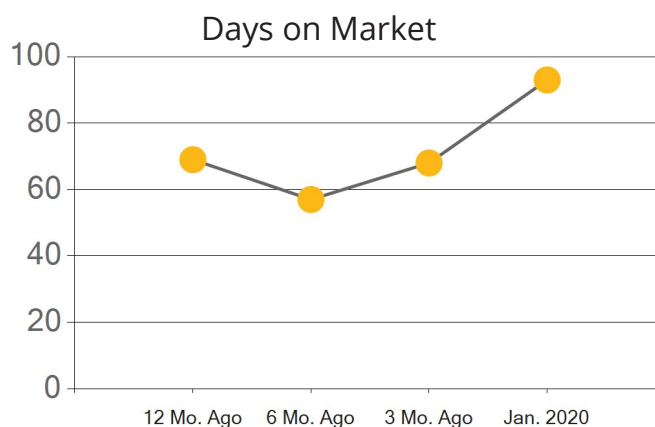
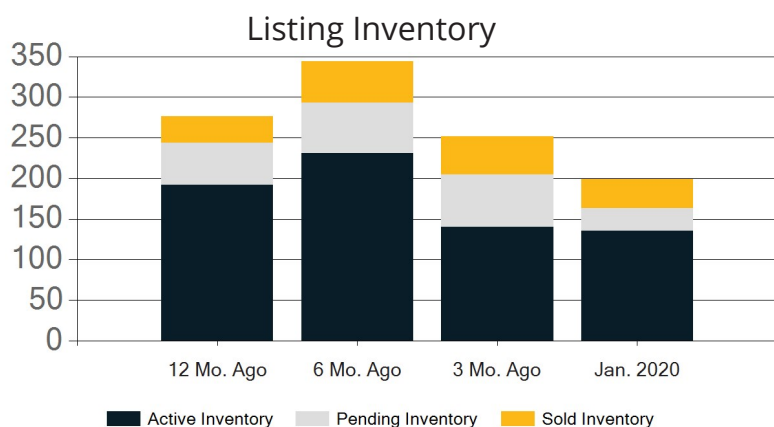
FIRSTTEAM
REAL ESTATE

Laguna Niguel Market Update

JANUARY 2020



	Active	Pending	Sold	Average Sale Price	Days on Market
Jan. 2020	135	28	36	\$1,286,792	93
3 Mo. Ago	140	65	47	\$1,044,635	68
6 Mo. Ago	231	62	51	\$1,060,469	57
12 Mo. Ago	192	52	32	\$1,044,027	69

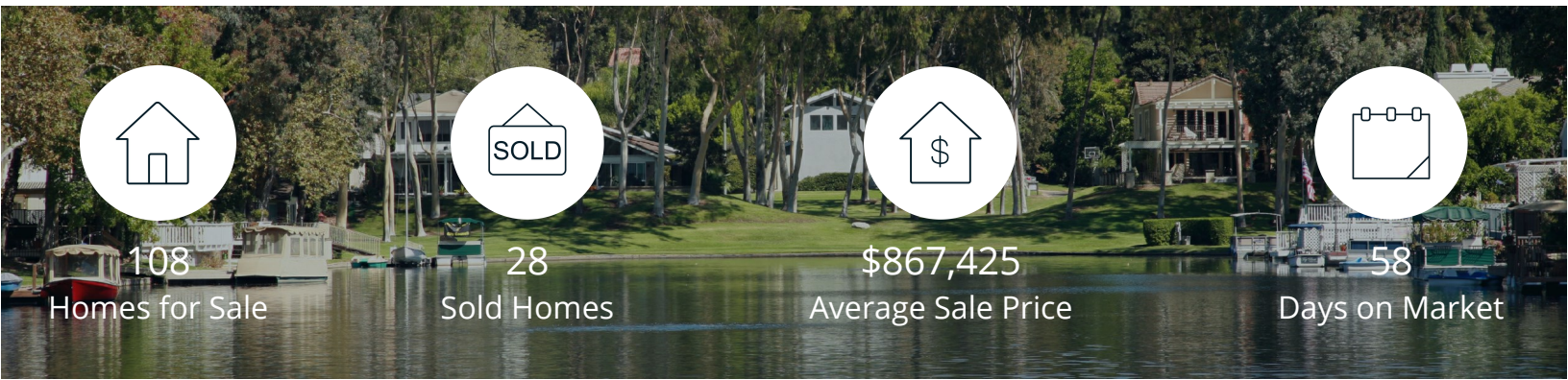


All reports presented within this document are based on data supplied by the CARETS (CLAW, CRISNet MLS, DAMLS, CRMLS, i-TechMLS, and/or VCRDS) or their MLSs. Neither the Associations nor their MLSs guarantee or are in anyway responsible for their accuracy. Data maintained by the Associations or their MLSs may not reflect all real estate activities in the market. Information deemed reliable but not guaranteed.

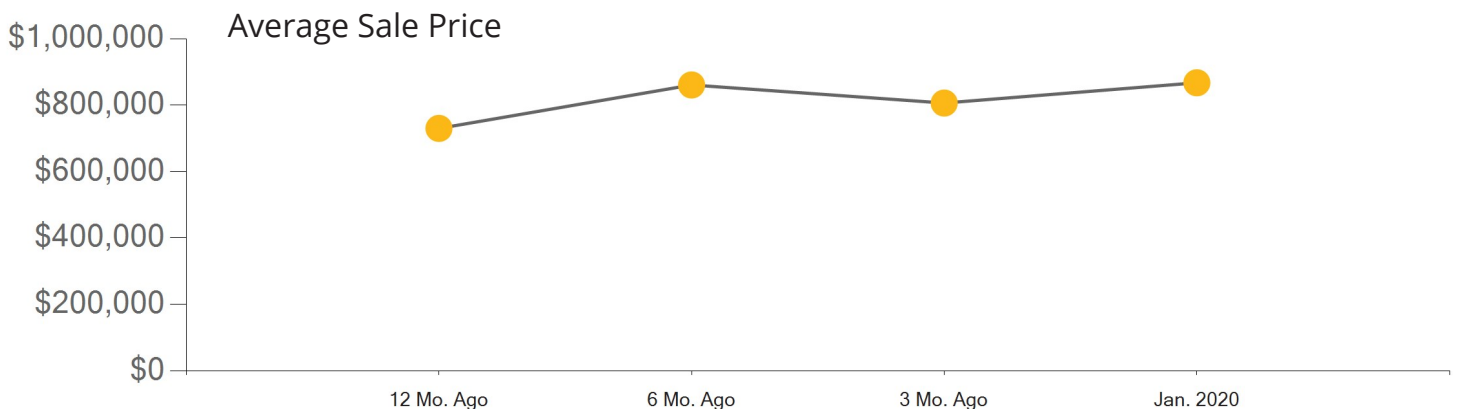
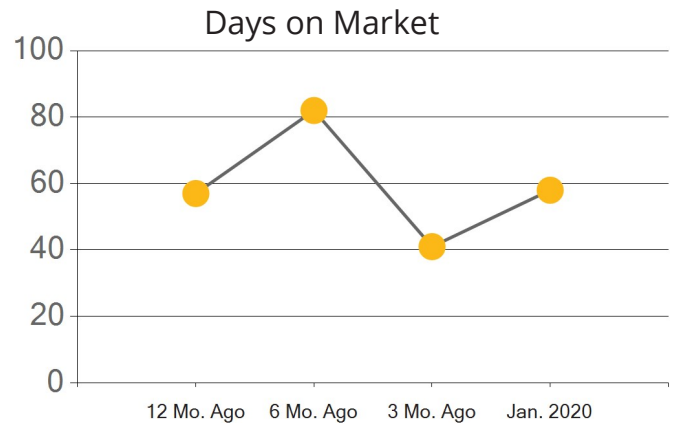
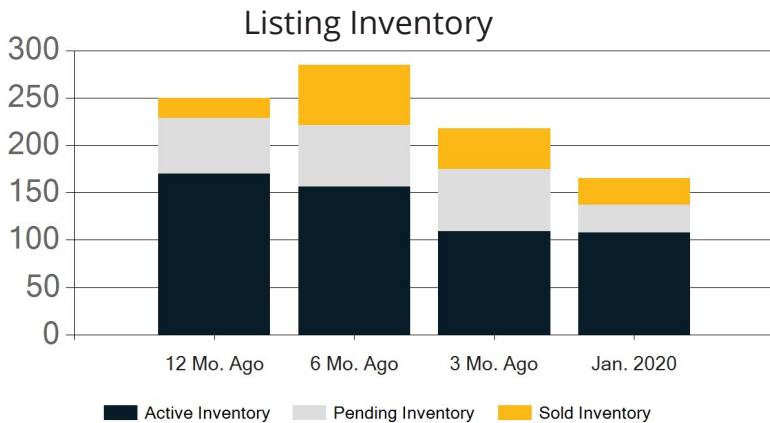
FIRSTTEAM
REAL ESTATE

Lake Forest Market Update

JANUARY 2020



	Active	Pending	Sold	Average Sale Price	Days on Market
Jan. 2020	108	29	28	\$867,425	58
3 Mo. Ago	109	66	43	\$806,345	41
6 Mo. Ago	156	65	64	\$860,798	82
12 Mo. Ago	170	59	21	\$729,964	57

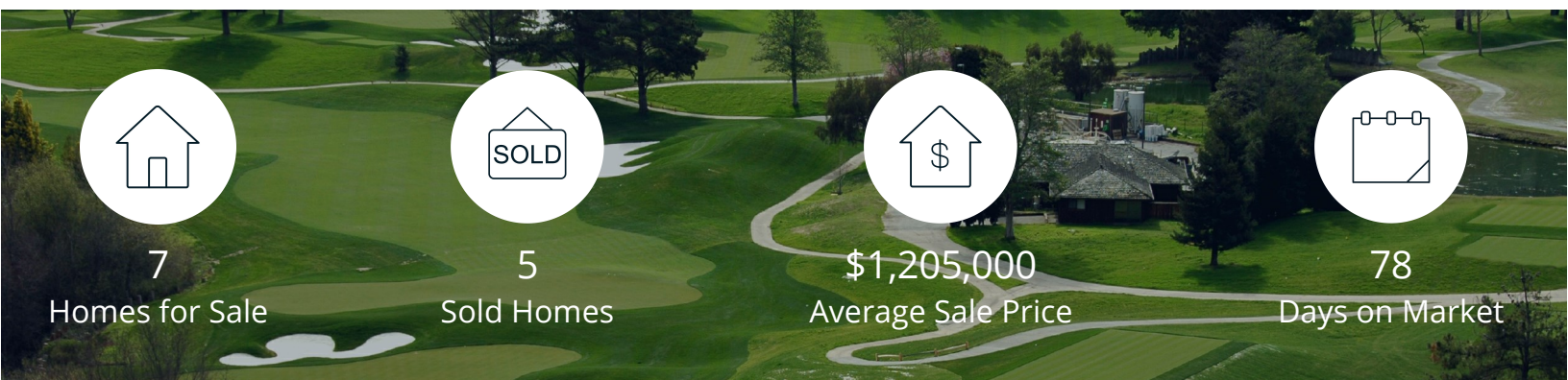


All reports presented within this document are based on data supplied by the CARETS (CLAW, CRISNet MLS, DAMLS, CRMLS, i-TechMLS, and/or VCRDS) or their MLSs. Neither the Associations nor their MLSs guarantee or are in anyway responsible for their accuracy. Data maintained by the Associations or their MLSs may not reflect all real estate activities in the market. Information deemed reliable but not guaranteed.

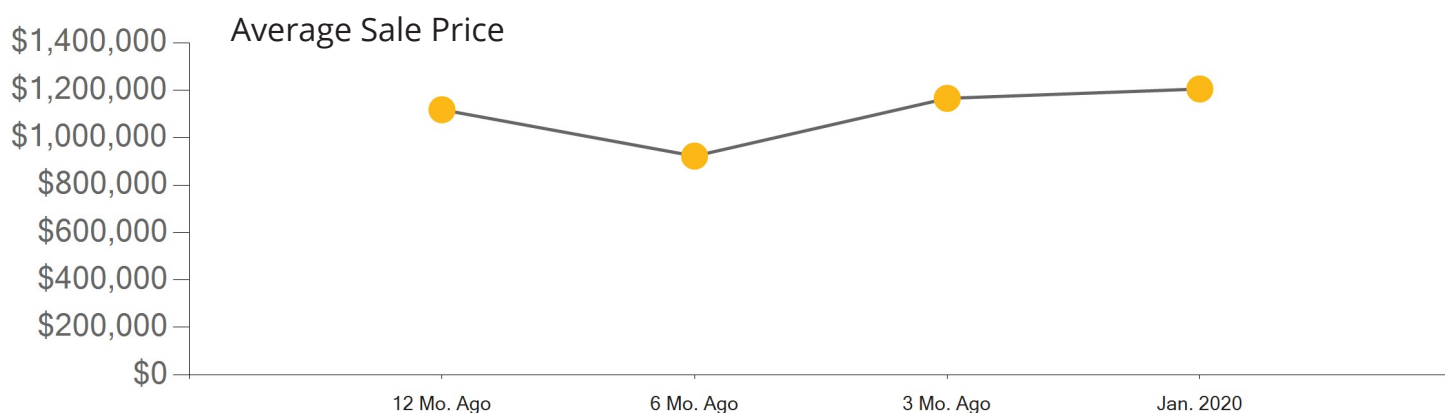
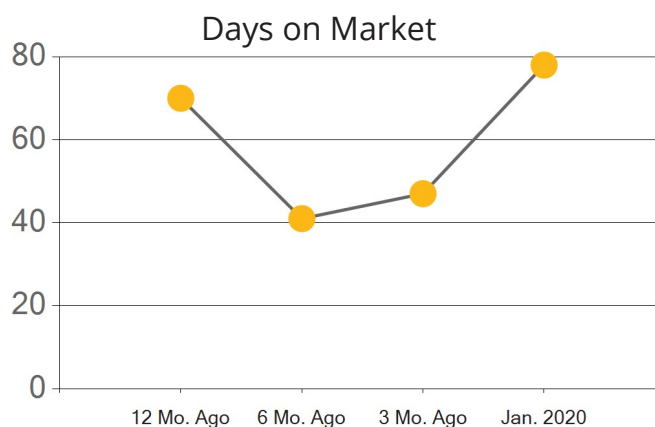
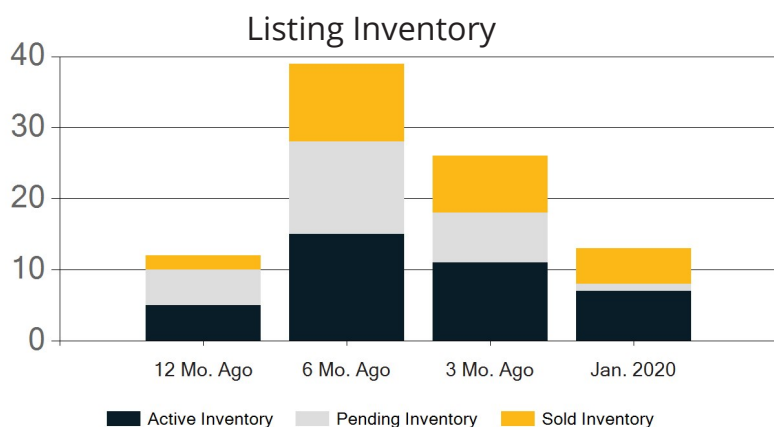
FIRSTTEAM
REAL ESTATE

Los Alamitos Market Update

JANUARY 2020



	Active	Pending	Sold	Average Sale Price	Days on Market
Jan. 2020	7	1	5	\$1,205,000	78
3 Mo. Ago	11	7	8	\$1,165,500	47
6 Mo. Ago	15	13	11	\$921,990	41
12 Mo. Ago	5	5	2	\$1,117,500	70



All reports presented within this document are based on data supplied by the CARETS (CLAW, CRISNet MLS, DAMLS, CRMLS, i-TechMLS, and/or VCRDS) or their MLSs. Neither the Associations nor their MLSs guarantee or are in anyway responsible for their accuracy. Data maintained by the Associations or their MLSs may not reflect all real estate activities in the market. Information deemed reliable but not guaranteed.

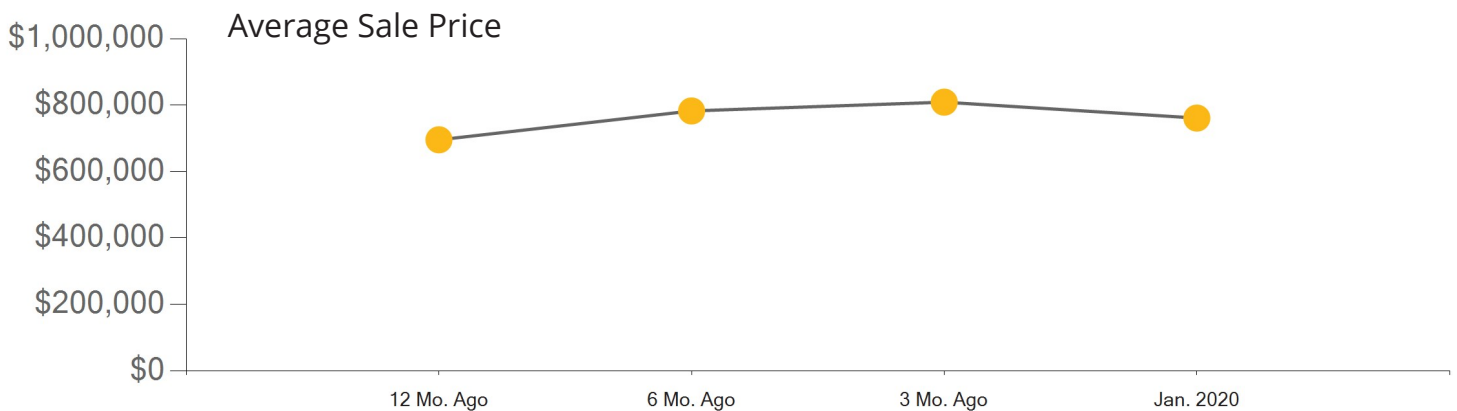
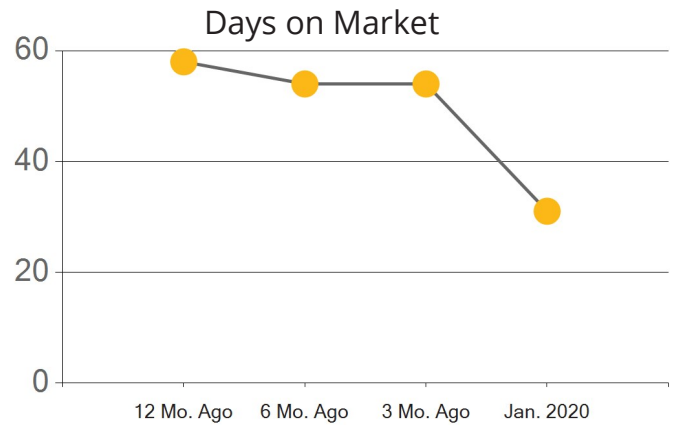
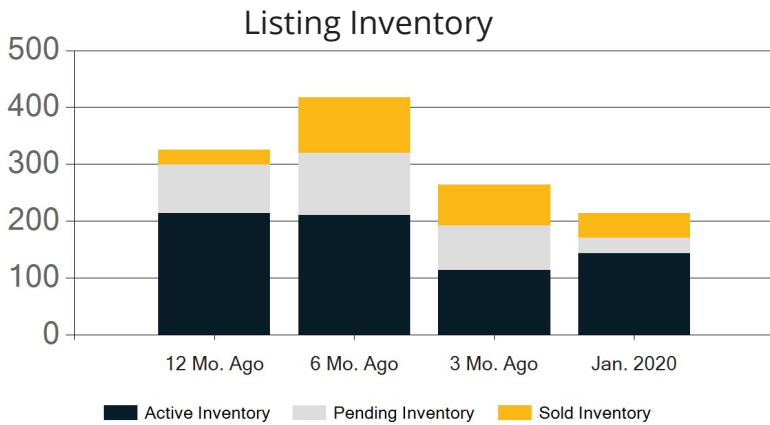
FIRSTTEAM
REAL ESTATE

Mission Viejo Market Update

JANUARY 2020



	Active	Pending	Sold	Average Sale Price	Days on Market
Jan. 2020	143	28	43	\$761,047	31
3 Mo. Ago	114	78	72	\$809,003	54
6 Mo. Ago	211	109	98	\$782,555	54
12 Mo. Ago	214	85	26	\$695,627	58



All reports presented within this document are based on data supplied by the CARETS (CLAW, CRISNet MLS, DAMLS, CRMLS, i-TechMLS, and/or VCRDS) or their MLSs. Neither the Associations nor their MLSs guarantee or are in anyway responsible for their accuracy. Data maintained by the Associations or their MLSs may not reflect all real estate activities in the market. Information deemed reliable but not guaranteed.

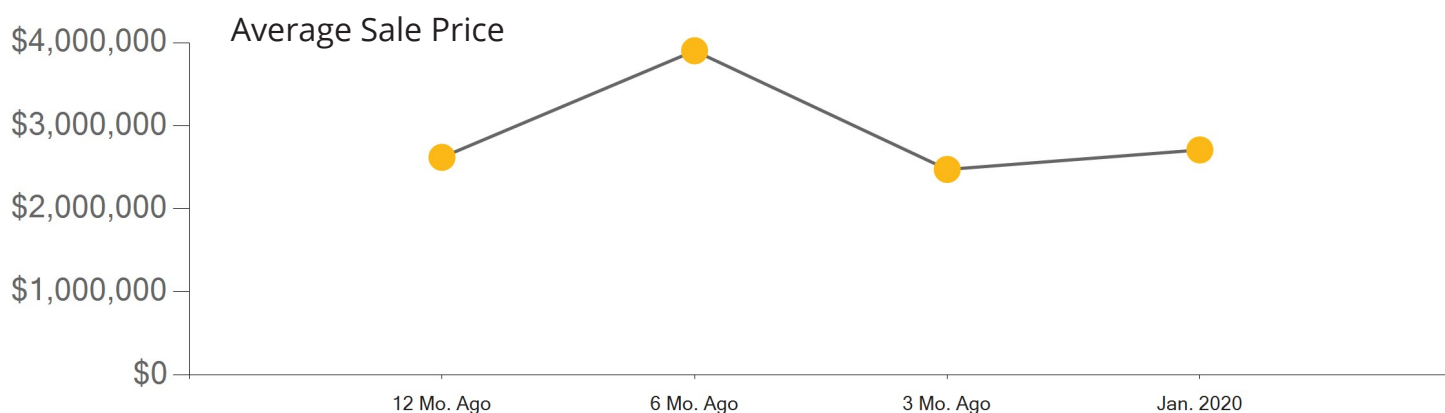
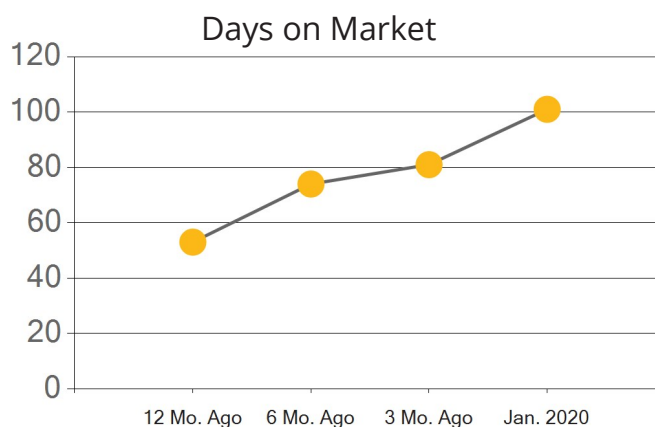
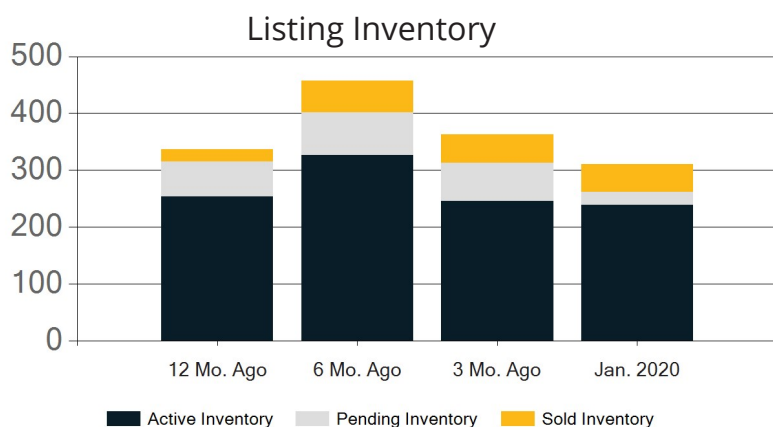
FIRSTTEAM
REAL ESTATE

Newport Beach Market Update

JANUARY 2020



	Active	Pending	Sold	Average Sale Price	Days on Market
Jan. 2020	239	23	49	\$2,708,684	101
3 Mo. Ago	246	67	50	\$2,473,530	81
6 Mo. Ago	326	76	56	\$3,903,131	74
12 Mo. Ago	254	61	22	\$2,619,541	53

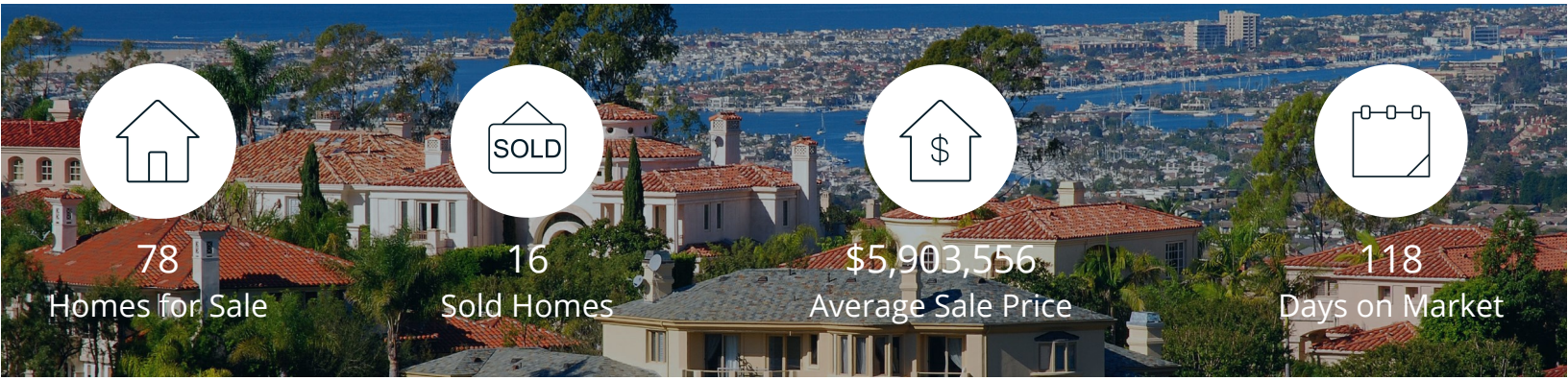


All reports presented within this document are based on data supplied by the CARETS (CLAW, CRISNet MLS, DAMLS, CRMLS, i-TechMLS, and/or VCRDS) or their MLSs. Neither the Associations nor their MLSs guarantee or are in anyway responsible for their accuracy. Data maintained by the Associations or their MLSs may not reflect all real estate activities in the market. Information deemed reliable but not guaranteed.

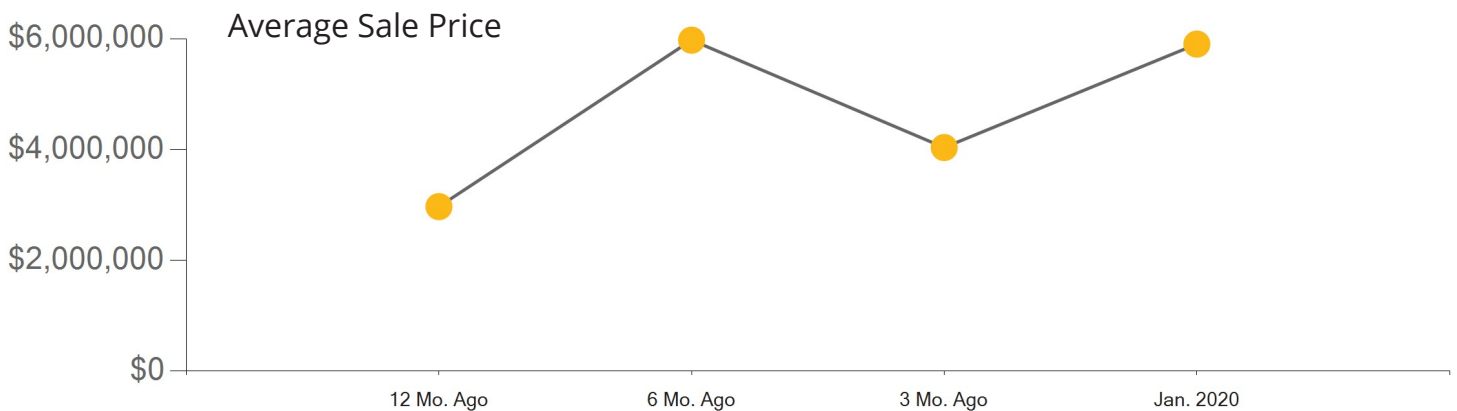
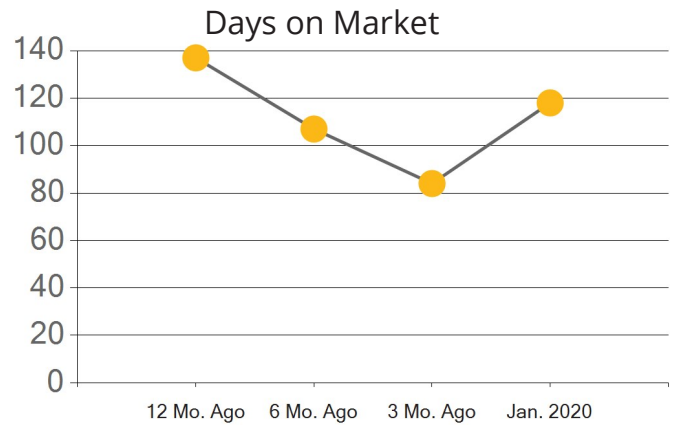
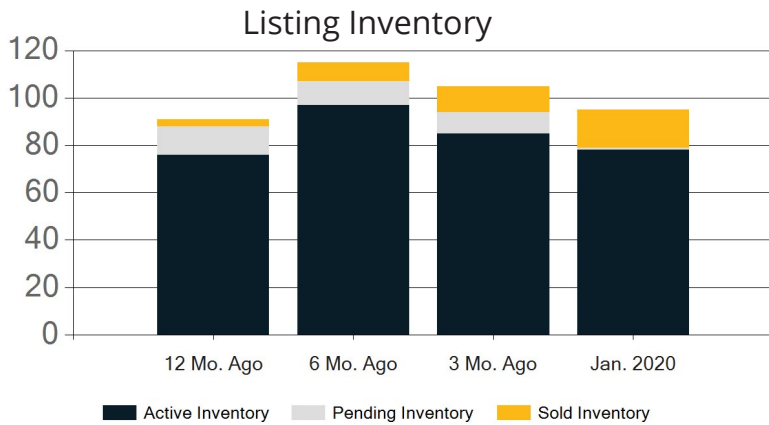
FIRSTTEAM
REAL ESTATE

Newport Coast Market Update

JANUARY 2020



	Active	Pending	Sold	Average Sale Price	Days on Market
Jan. 2020	78	1	16	\$5,903,556	118
3 Mo. Ago	85	9	11	\$4,034,091	84
6 Mo. Ago	97	10	8	\$5,975,000	107
12 Mo. Ago	76	12	3	\$2,966,667	137

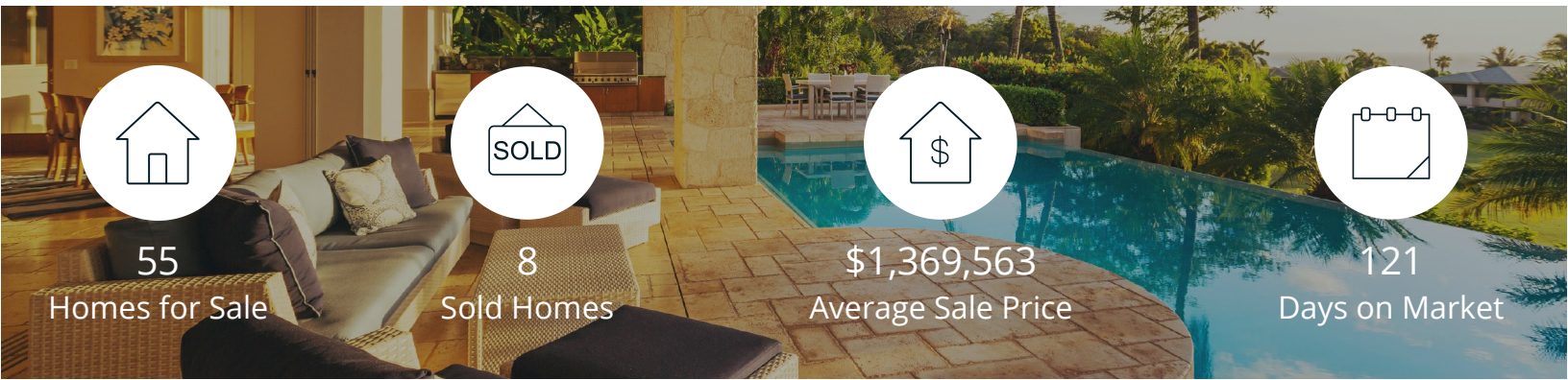


All reports presented within this document are based on data supplied by the CARETS (CLAW, CRISNet MLS, DAMLS, CRMLS, i-TechMLS, and/or VCRDS) or their MLSs. Neither the Associations nor their MLSs guarantee or are in anyway responsible for their accuracy. Data maintained by the Associations or their MLSs may not reflect all real estate activities in the market. Information deemed reliable but not guaranteed.

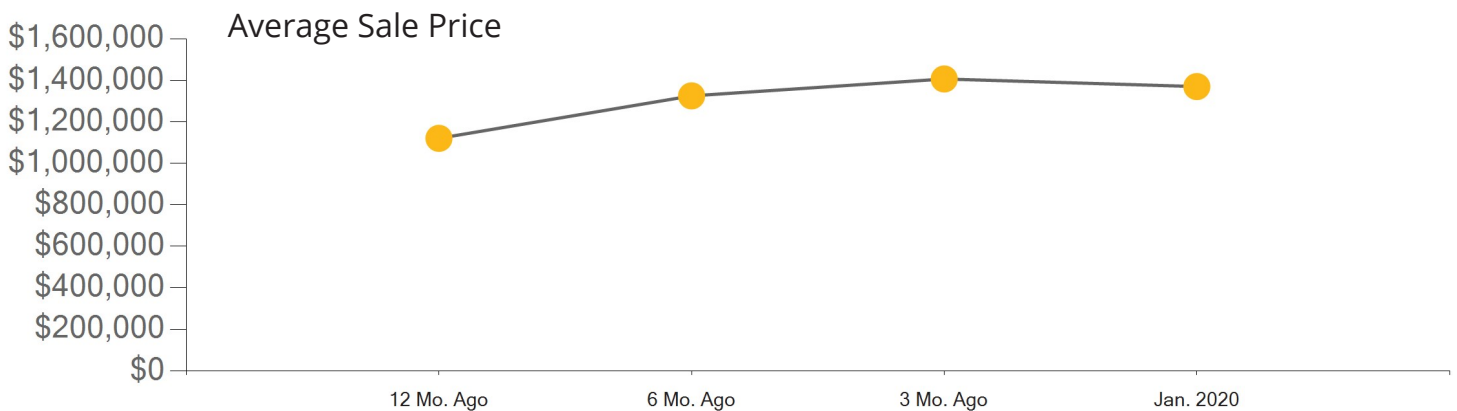
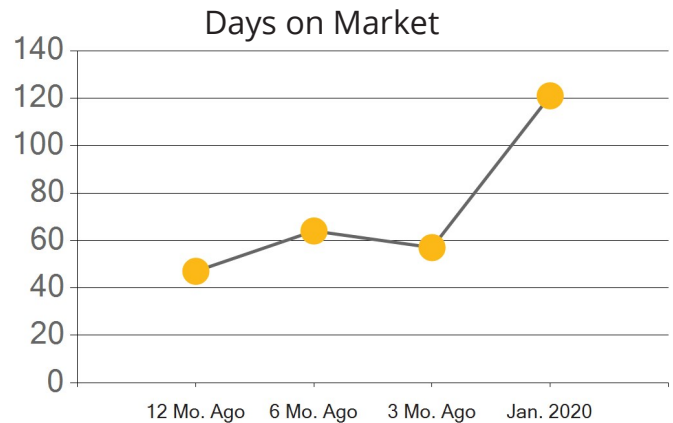
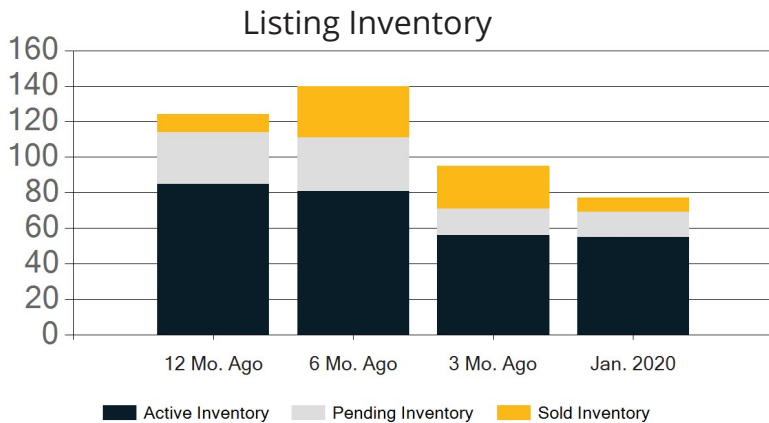
FIRSTTEAM
REAL ESTATE

North Tustin Market Update

JANUARY 2020



	Active	Pending	Sold	Average Sale Price	Days on Market
Jan. 2020	55	14	8	\$1,369,563	121
3 Mo. Ago	56	15	24	\$1,406,115	57
6 Mo. Ago	81	30	29	\$1,324,724	64
12 Mo. Ago	85	29	10	\$1,120,091	47

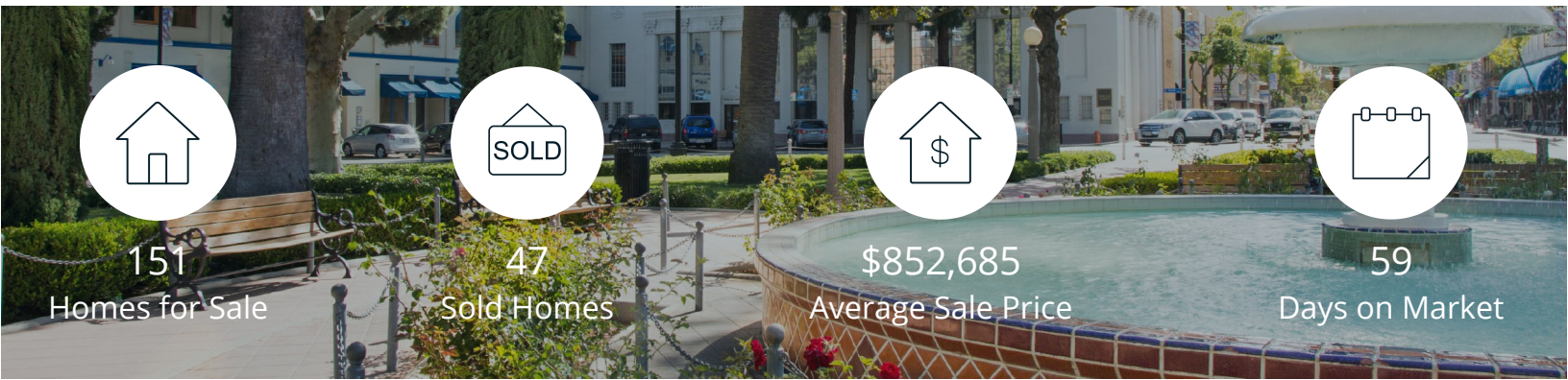


All reports presented within this document are based on data supplied by the CARETS (CLAW, CRISNet MLS, DAMLS, CRMLS, i-TechMLS, and/or VCRDS) or their MLSs. Neither the Associations nor their MLSs guarantee or are in anyway responsible for their accuracy. Data maintained by the Associations or their MLSs may not reflect all real estate activities in the market. Information deemed reliable but not guaranteed.

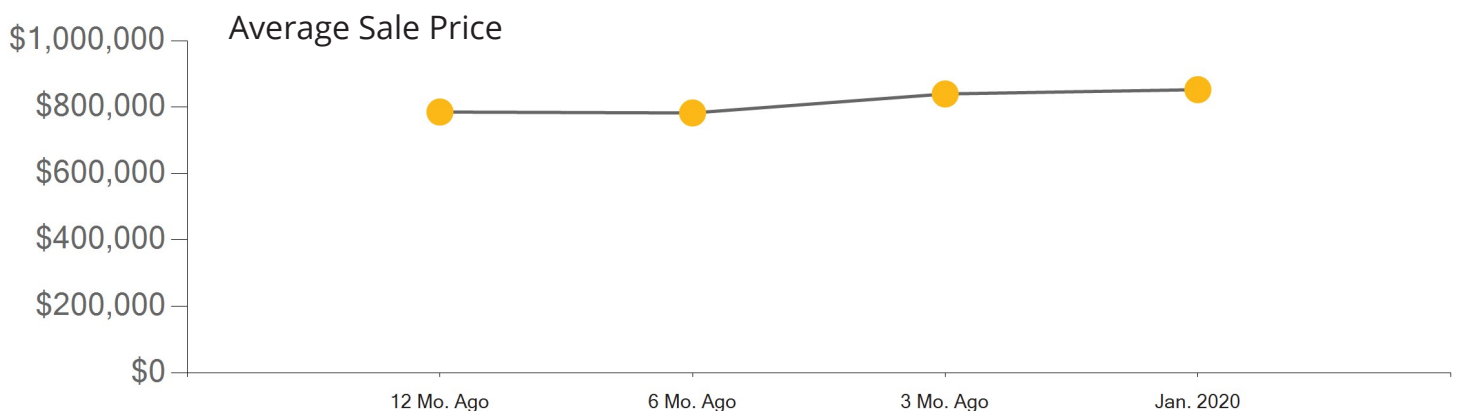
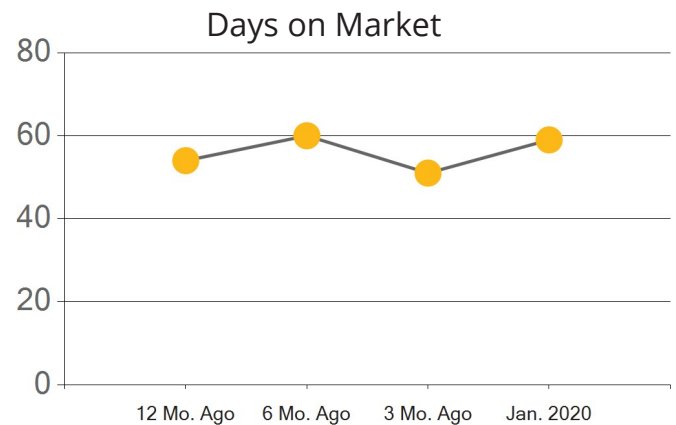
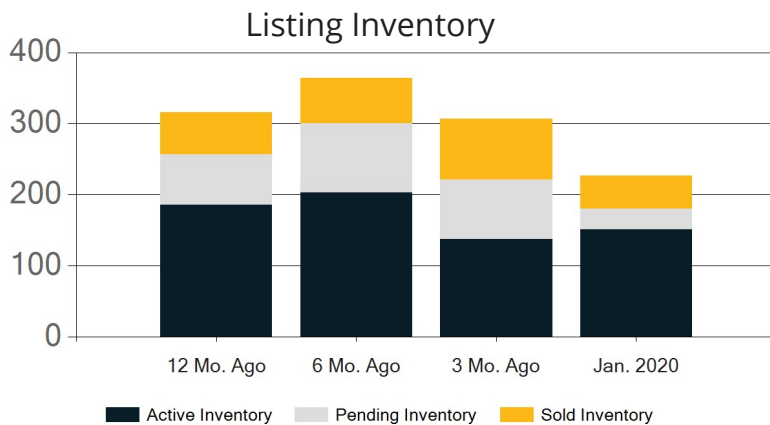
FIRSTTEAM
REAL ESTATE

Orange Market Update

JANUARY 2020



	Active	Pending	Sold	Average Sale Price	Days on Market
Jan. 2020	151	29	47	\$852,685	59
3 Mo. Ago	137	84	86	\$839,716	51
6 Mo. Ago	203	97	64	\$782,463	60
12 Mo. Ago	186	71	59	\$785,303	54




All reports presented within this document are based on data supplied by the CARETS (CLAW, CRISNet MLS, DAMLS, CRMLS, i-TechMLS, and/or VCRDS) or their MLSs. Neither the Associations nor their MLSs guarantee or are in anyway responsible for their accuracy. Data maintained by the Associations or their MLSs may not reflect all real estate activities in the market. Information deemed reliable but not guaranteed.

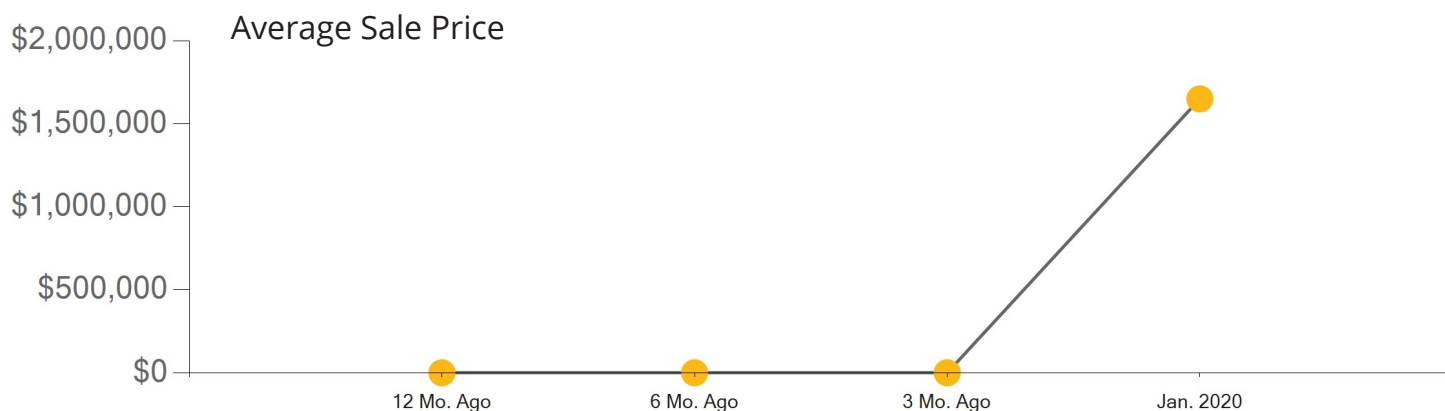
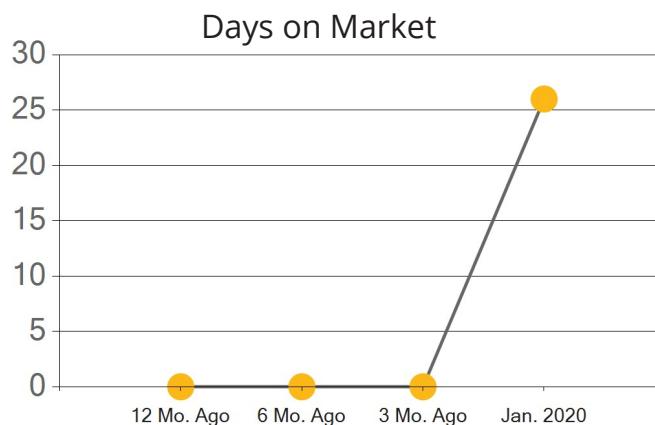
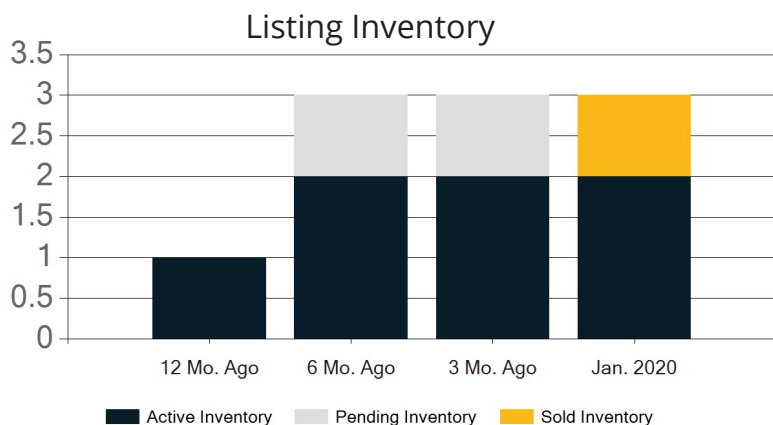
FIRSTTEAM
REAL ESTATE

Orange Park Acres Market Update

JANUARY 2020



	Active	Pending	Sold	Average Sale Price	Days on Market
Jan. 2020	2	0	1	\$1,650,000	26
3 Mo. Ago	2	1	0	\$0	0
6 Mo. Ago	2	1	0	\$0	0
12 Mo. Ago	1	0	0	\$0	0



All reports presented within this document are based on data supplied by the CARETS (CLAW, CRISNet MLS, DAMLS, CRMLS, i-TechMLS, and/or VCRDS) or their MLSs. Neither the Associations nor their MLSs guarantee or are in anyway responsible for their accuracy. Data maintained by the Associations or their MLSs may not reflect all real estate activities in the market. Information deemed reliable but not guaranteed.

FIRSTTEAM
REAL ESTATE



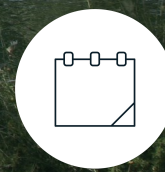
42
Homes for Sale



24
Sold Homes



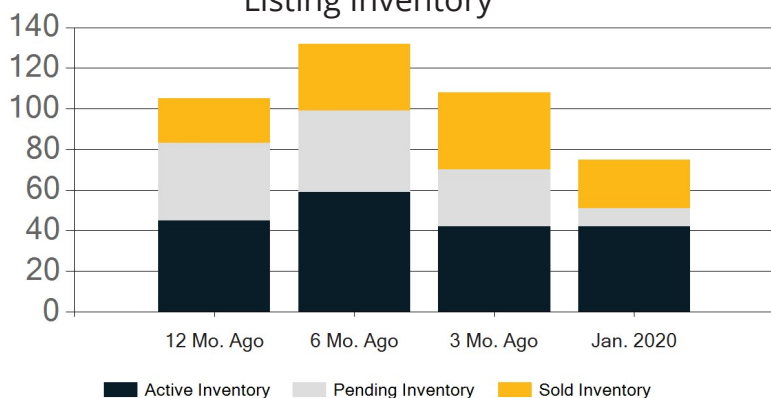
\$770,062
Average Sale Price



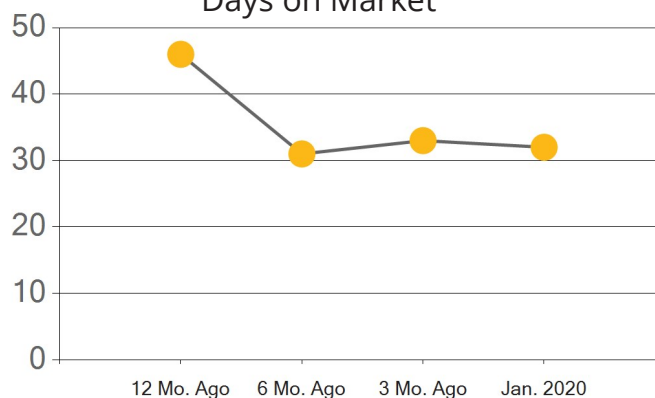
32
Days on Market

	Active	Pending	Sold	Average Sale Price	Days on Market
Jan. 2020	42	9	24	\$770,062	32
3 Mo. Ago	42	28	38	\$711,611	33
6 Mo. Ago	59	40	33	\$734,963	31
12 Mo. Ago	45	38	22	\$596,490	46

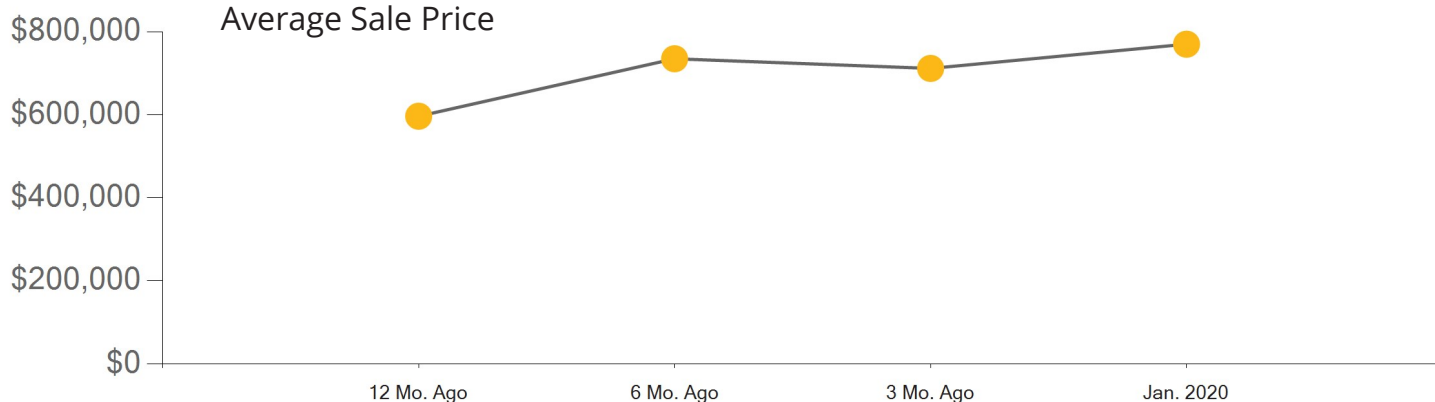
Listing Inventory



Days on Market



Average Sale Price

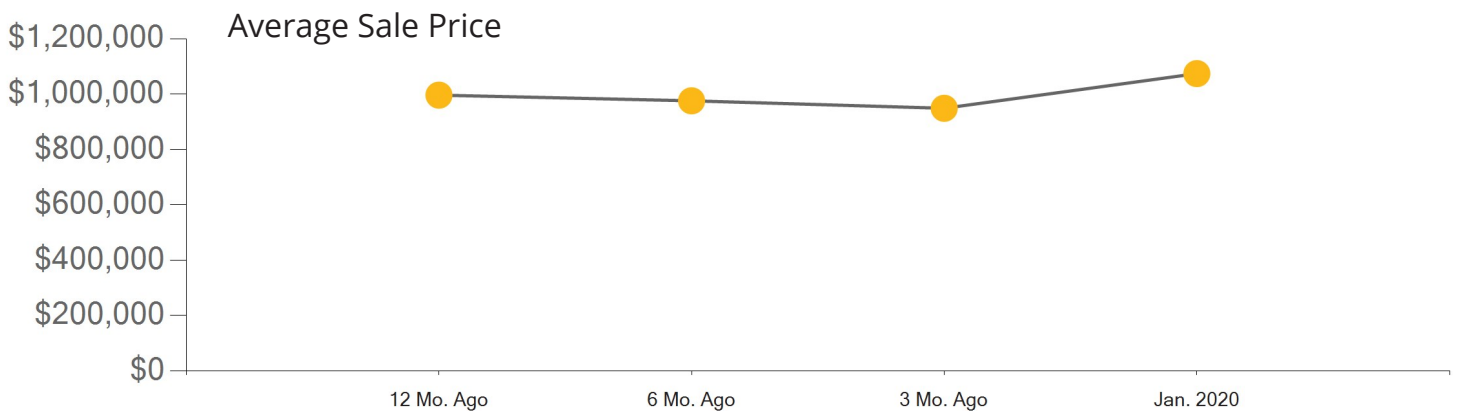
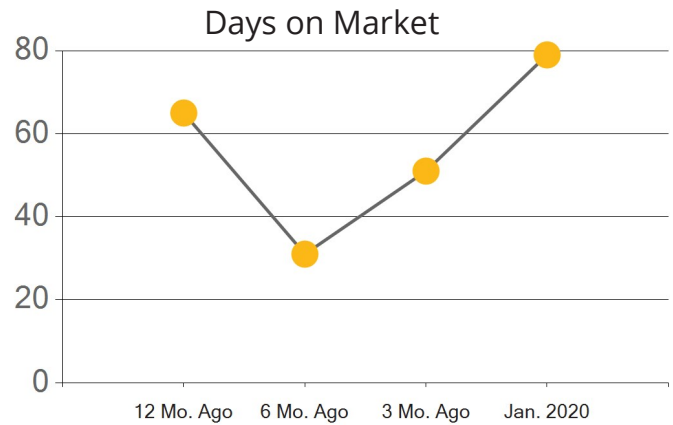
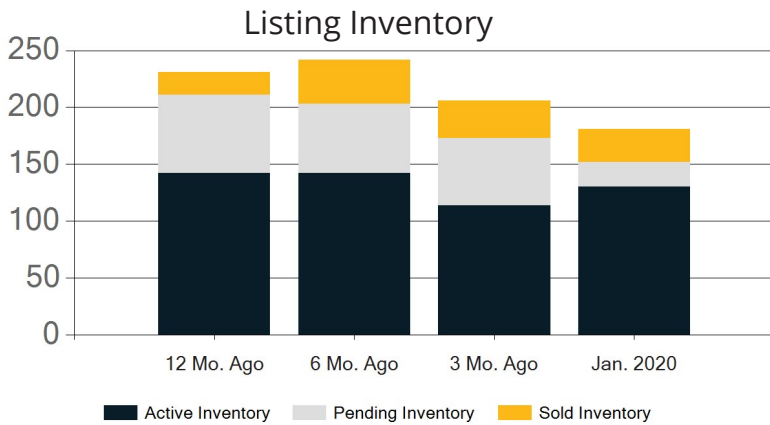


Rancho Mission Viejo Market Update

JANUARY 2020



	Active	Pending	Sold	Average Sale Price	Days on Market
Jan. 2020	130	22	29	\$1,074,023	79
3 Mo. Ago	114	59	33	\$948,706	51
6 Mo. Ago	142	61	39	\$975,721	31
12 Mo. Ago	142	69	20	\$996,199	65

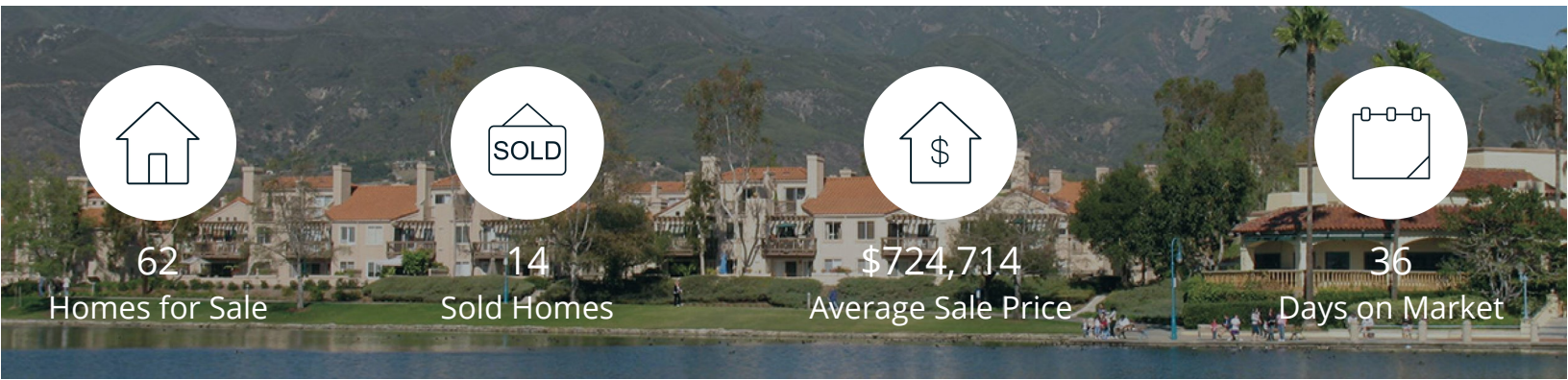


All reports presented within this document are based on data supplied by the CARETS (CLAW, CRISNet MLS, DAMLS, CRMLS, i-TechMLS, and/or VCRDS) or their MLSs. Neither the Associations nor their MLSs guarantee or are in anyway responsible for their accuracy. Data maintained by the Associations or their MLSs may not reflect all real estate activities in the market. Information deemed reliable but not guaranteed.

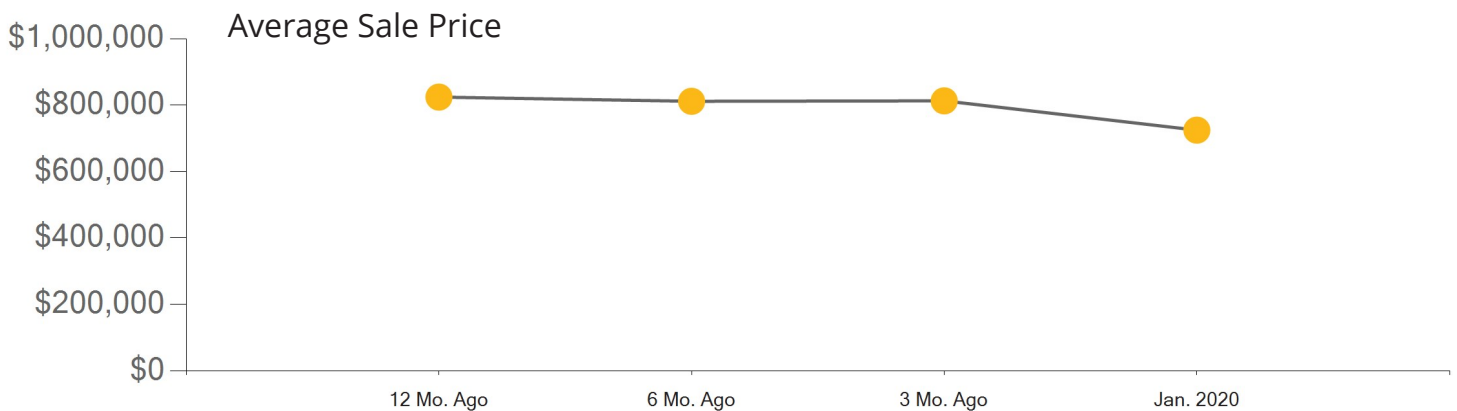
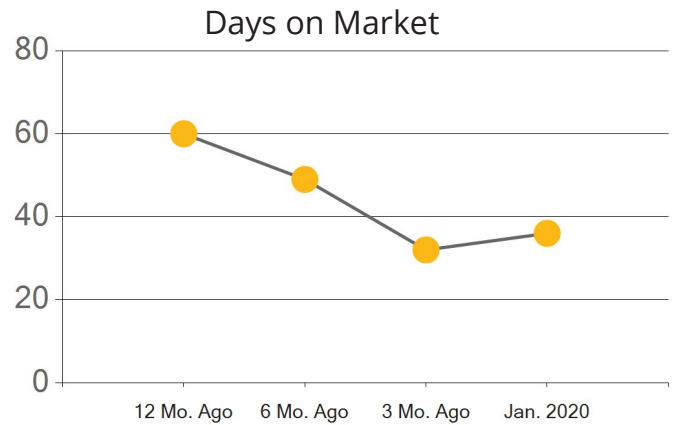
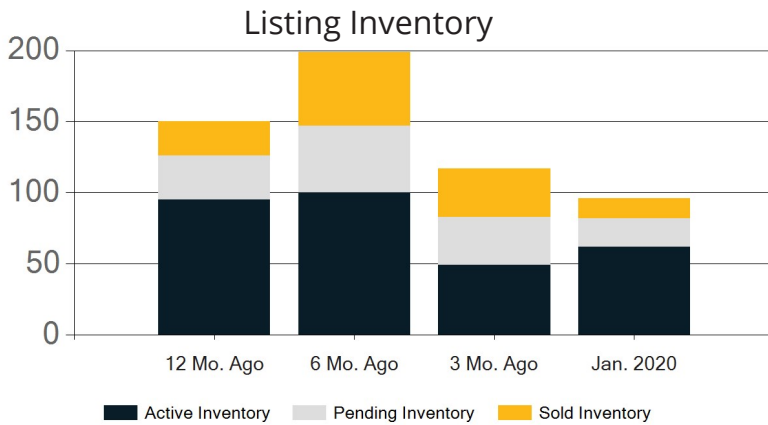
FIRSTTEAM
REAL ESTATE

Rancho Santa Margarita Market Update

JANUARY 2020



	Active	Pending	Sold	Average Sale Price	Days on Market
Jan. 2020	62	20	14	\$724,714	36
3 Mo. Ago	49	34	34	\$812,962	32
6 Mo. Ago	100	47	52	\$811,647	49
12 Mo. Ago	95	31	24	\$824,302	60



All reports presented within this document are based on data supplied by the CARETS (CLAW, CRISNet MLS, DAMLS, CRMLS, i-TechMLS, and/or VCRDS) or their MLSs. Neither the Associations nor their MLSs guarantee or are in anyway responsible for their accuracy. Data maintained by the Associations or their MLSs may not reflect all real estate activities in the market. Information deemed reliable but not guaranteed.

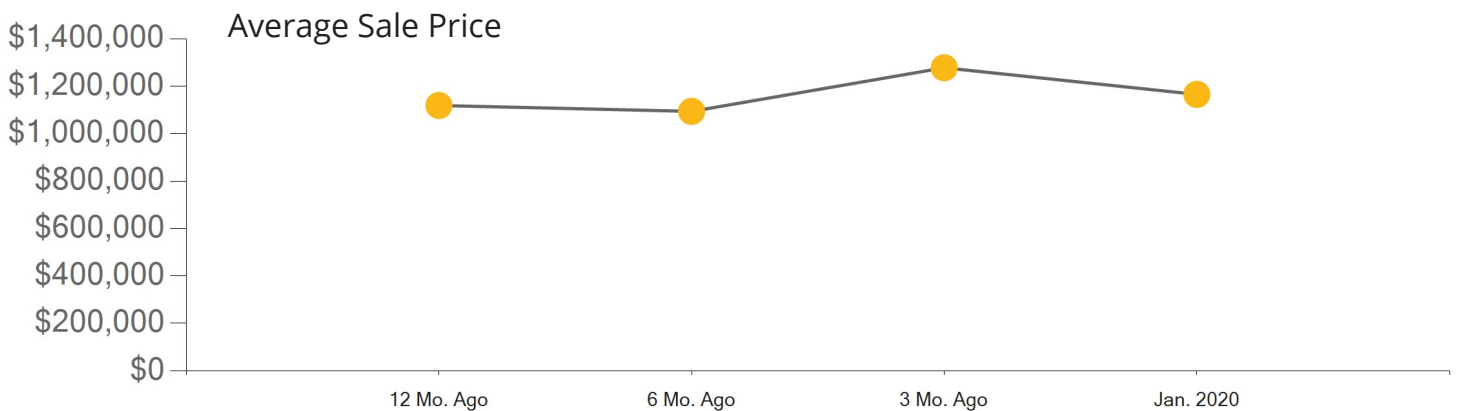
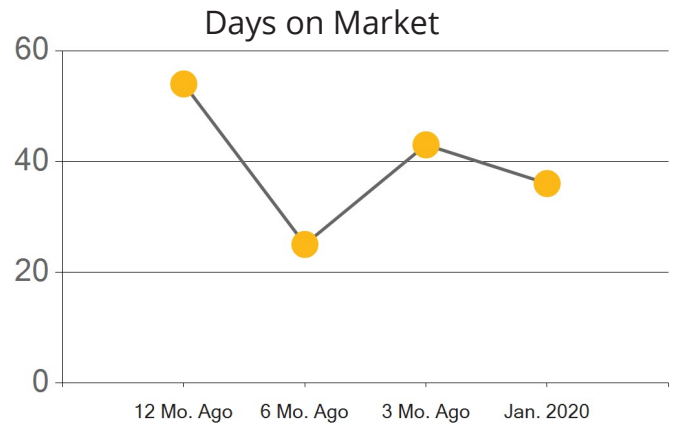
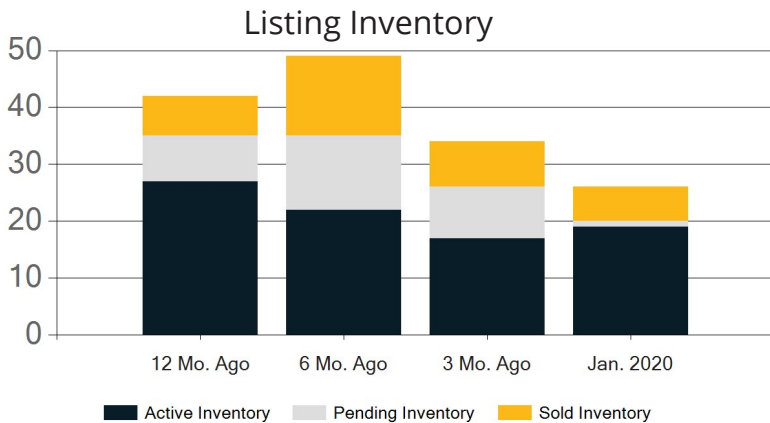
FIRSTTEAM
REAL ESTATE

Rossmoor Market Update

JANUARY 2020



	Active	Pending	Sold	Average Sale Price	Days on Market
Jan. 2020	19	1	6	\$1,165,333	36
3 Mo. Ago	17	9	8	\$1,277,625	43
6 Mo. Ago	22	13	14	\$1,093,750	25
12 Mo. Ago	27	8	7	\$1,118,500	54



All reports presented within this document are based on data supplied by the CARETS (CLAW, CRISNet MLS, DAMLS, CRMLS, i-TechMLS, and/or VCRDS) or their MLSs. Neither the Associations nor their MLSs guarantee or are in anyway responsible for their accuracy. Data maintained by the Associations or their MLSs may not reflect all real estate activities in the market. Information deemed reliable but not guaranteed.

FIRSTTEAM
REAL ESTATE

San Clemente Market Update

JANUARY 2020



164
Homes for Sale



49
Sold Homes



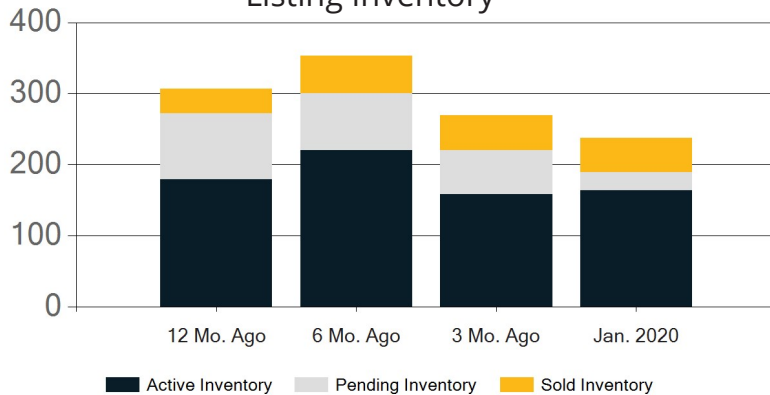
\$1,290,180
Average Sale Price



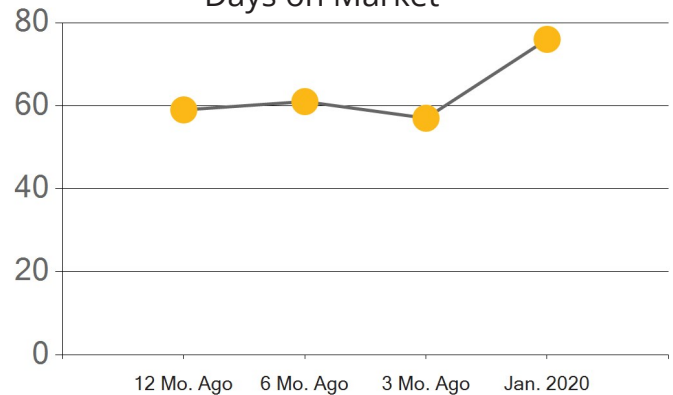
76
Days on Market

	Active	Pending	Sold	Average Sale Price	Days on Market
Jan. 2020	164	25	49	\$1,290,180	76
3 Mo. Ago	158	62	49	\$1,096,347	57
6 Mo. Ago	220	80	53	\$1,333,844	61
12 Mo. Ago	179	93	35	\$1,023,869	59

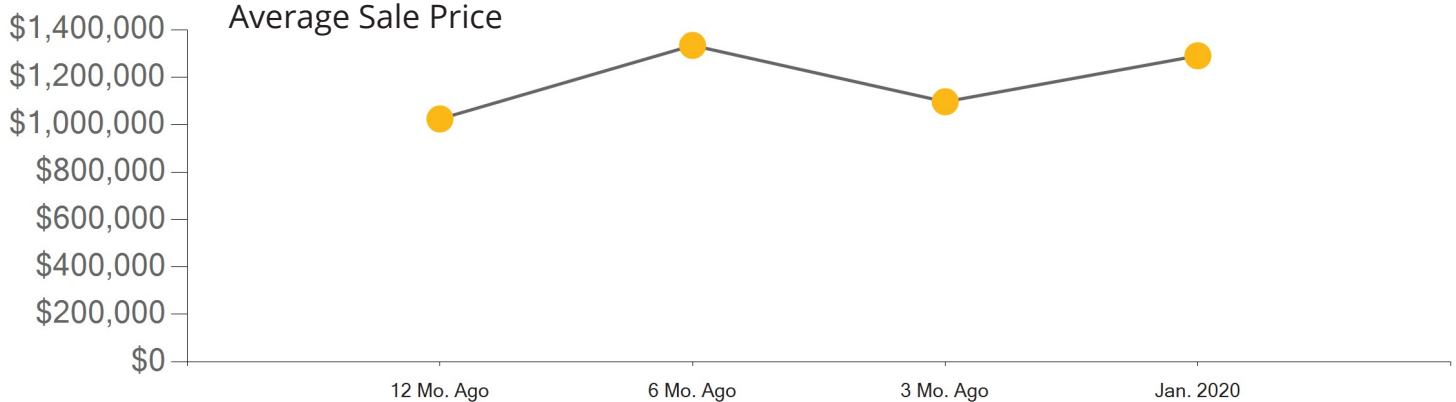
Listing Inventory



Days on Market



Average Sale Price




All reports presented within this document are based on data supplied by the CARETS (CLAW, CRISNet MLS, DAMLS, CRMLS, i-TechMLS, and/or VCRDS) or their MLSs. Neither the Associations nor their MLSs guarantee or are in anyway responsible for their accuracy. Data maintained by the Associations or their MLSs may not reflect all real estate activities in the market. Information deemed reliable but not guaranteed.

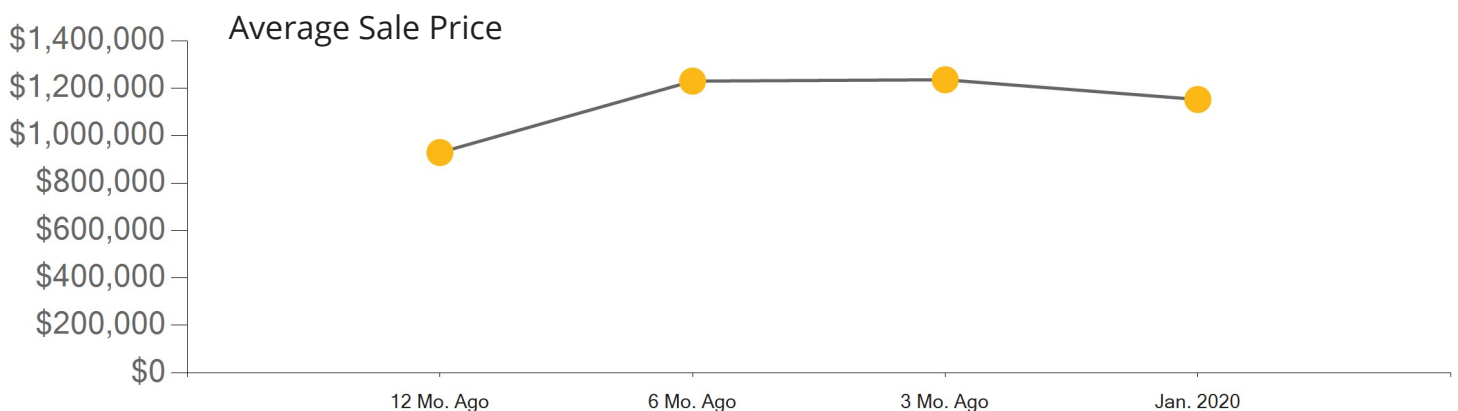
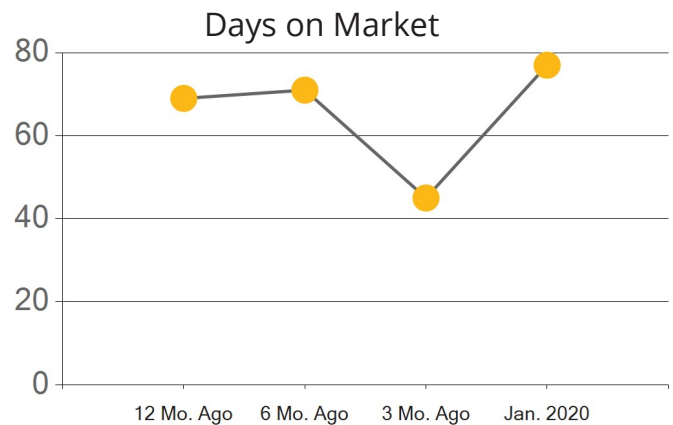
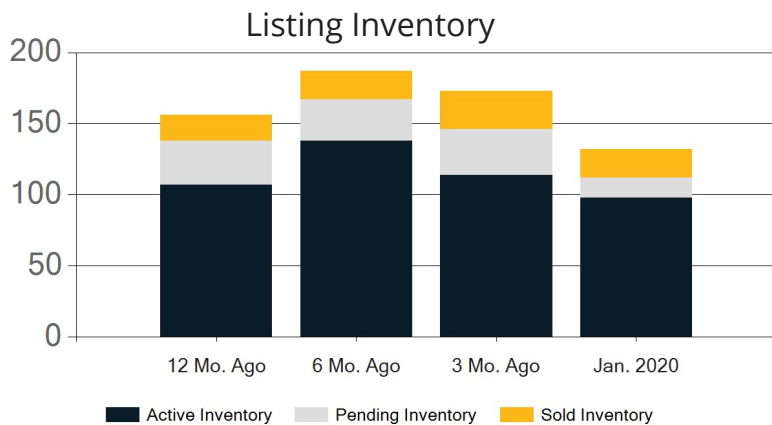
FIRSTTEAM
REAL ESTATE

San Juan Capistrano Market Update

JANUARY 2020




	Active	Pending	Sold	Average Sale Price	Days on Market
Jan. 2020	98	14	20	\$1,152,225	77
3 Mo. Ago	114	32	27	\$1,235,546	45
6 Mo. Ago	138	29	20	\$1,229,686	71
12 Mo. Ago	107	31	18	\$928,633	69

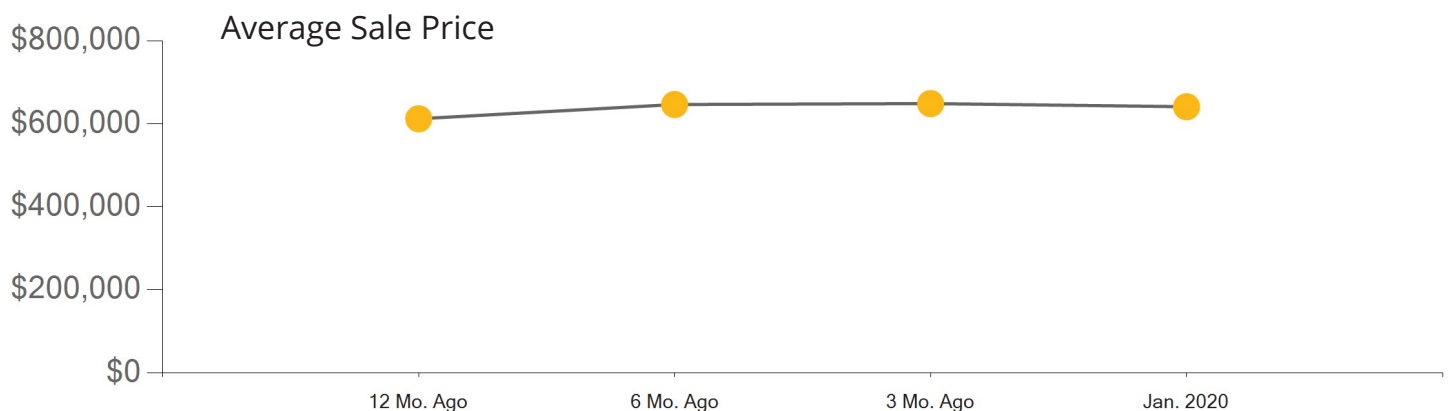
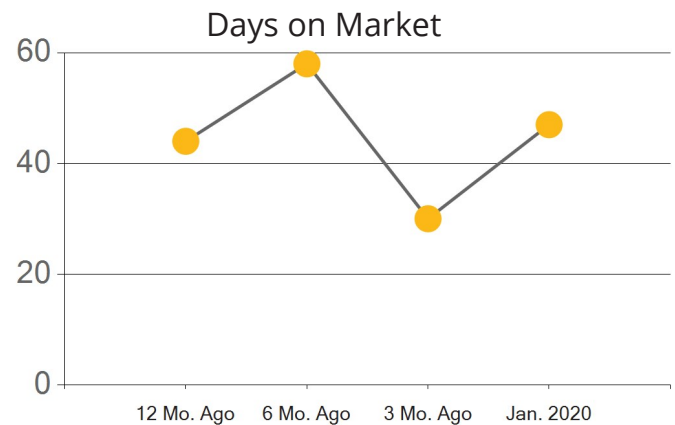
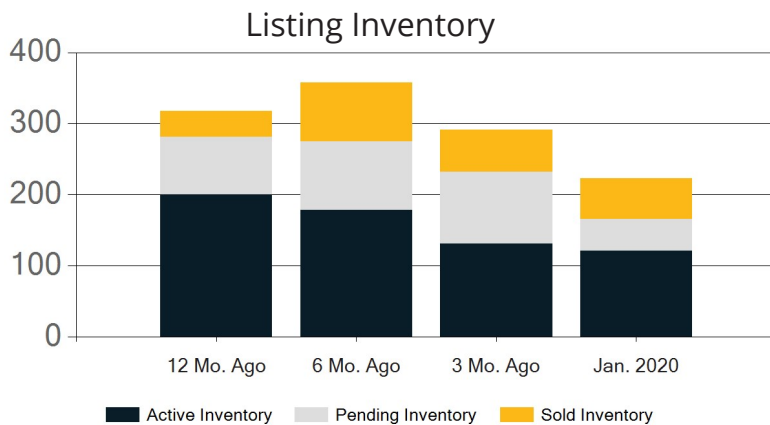


All reports presented within this document are based on data supplied by the CARETS (CLAW, CRISNet MLS, DAMLS, CRMLS, i-TechMLS, and/or VCRDS) or their MLSs. Neither the Associations nor their MLSs guarantee or are in anyway responsible for their accuracy. Data maintained by the Associations or their MLSs may not reflect all real estate activities in the market. Information deemed reliable but not guaranteed.

FIRSTTEAM
REAL ESTATE

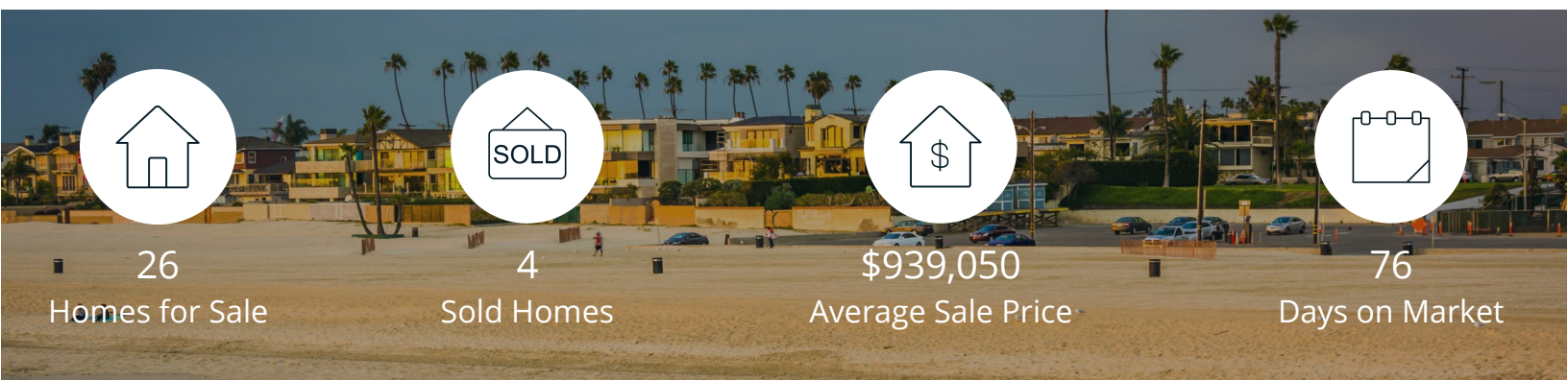


	Active	Pending	Sold	Average Sale Price	Days on Market
Jan. 2020	121	45	57	\$641,005	47
3 Mo. Ago	131	101	59	\$648,568	30
6 Mo. Ago	178	97	83	\$646,401	58
12 Mo. Ago	200	81	37	\$611,997	44

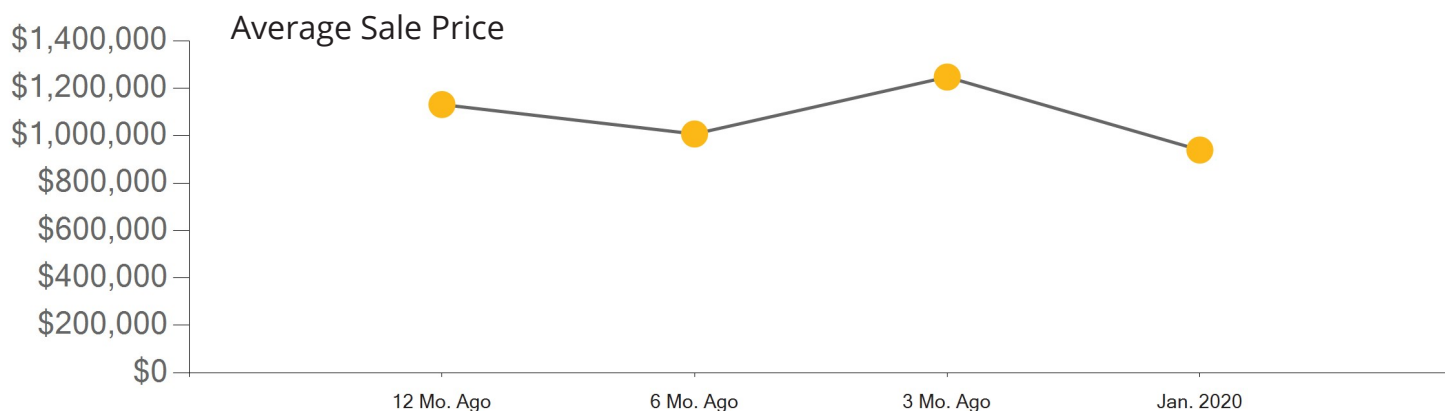
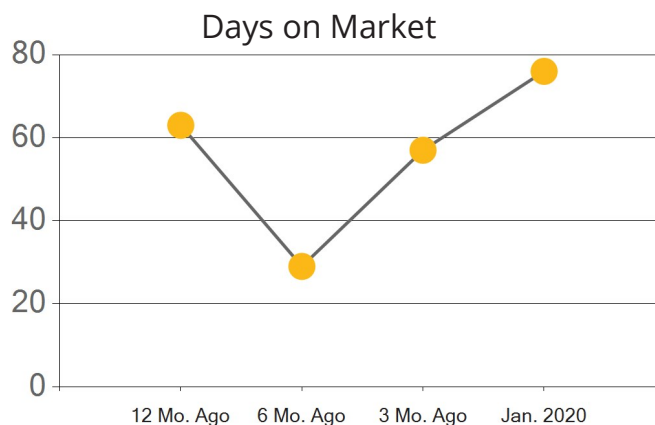
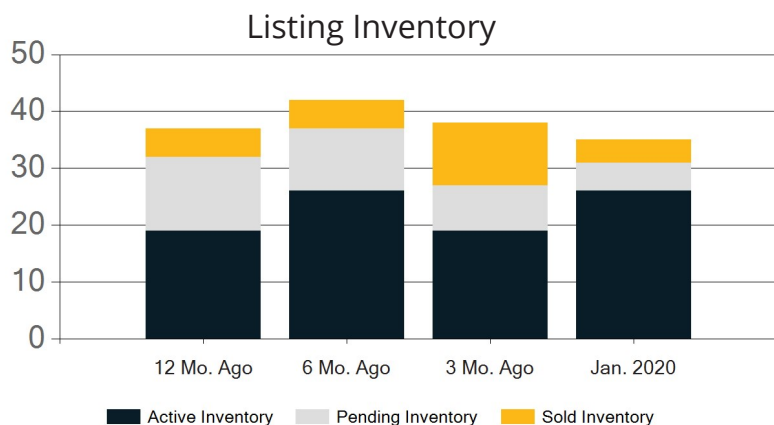


Seal Beach Market Update

JANUARY 2020



	Active	Pending	Sold	Average Sale Price	Days on Market
Jan. 2020	26	5	4	\$939,050	76
3 Mo. Ago	19	8	11	\$1,246,991	57
6 Mo. Ago	26	11	5	\$1,006,800	29
12 Mo. Ago	19	13	5	\$1,131,000	63



All reports presented within this document are based on data supplied by the CARETS (CLAW, CRISNet MLS, DAMLS, CRMLS, i-TechMLS, and/or VCRDS) or their MLSs. Neither the Associations nor their MLSs guarantee or are in anyway responsible for their accuracy. Data maintained by the Associations or their MLSs may not reflect all real estate activities in the market. Information deemed reliable but not guaranteed.

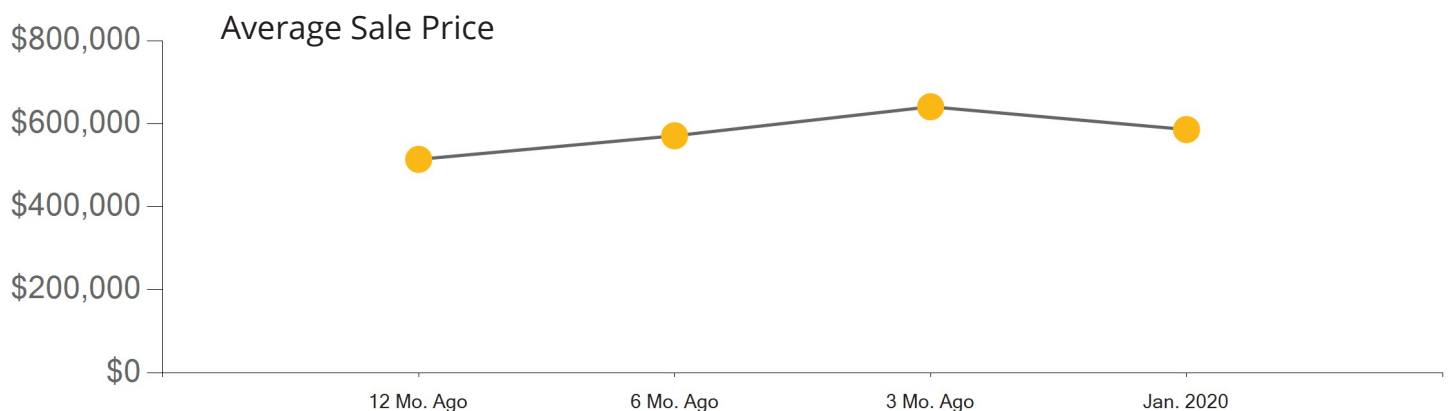
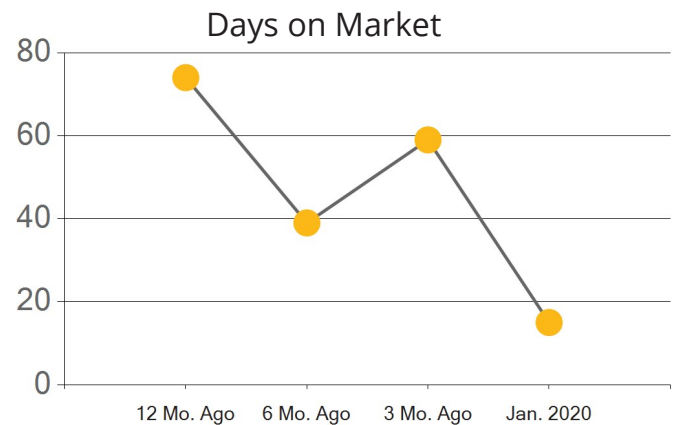
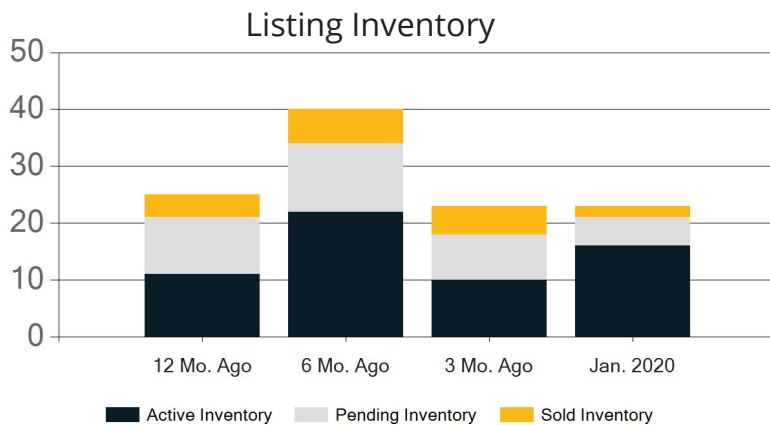
FIRSTTEAM
REAL ESTATE

Stanton Market Update

JANUARY 2020



	Active	Pending	Sold	Average Sale Price	Days on Market
Jan. 2020	16	5	2	\$586,000	15
3 Mo. Ago	10	8	5	\$641,000	59
6 Mo. Ago	22	12	6	\$571,000	39
12 Mo. Ago	11	10	4	\$514,250	74

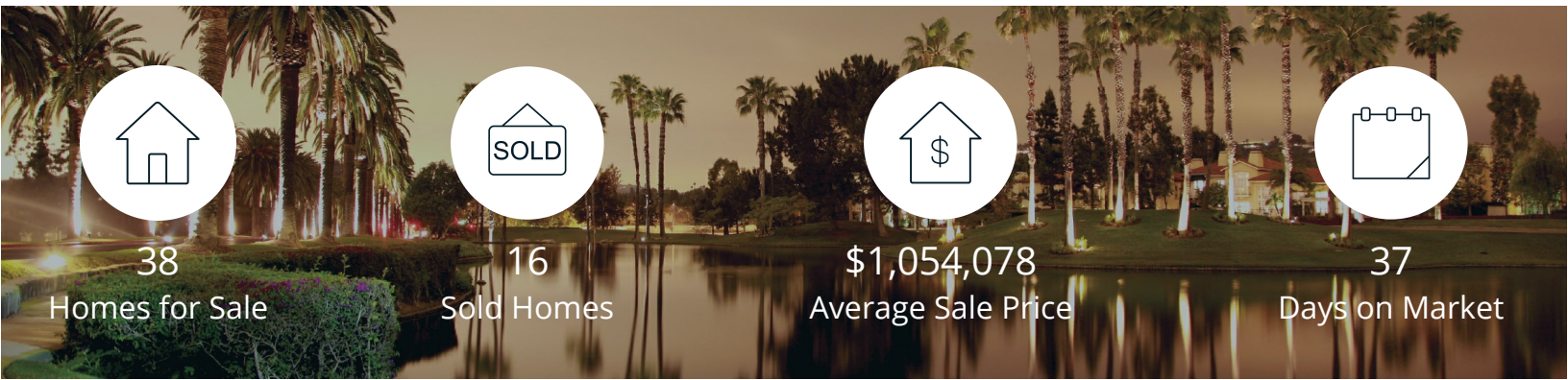


All reports presented within this document are based on data supplied by the CARETS (CLAW, CRISNet MLS, DAMLS, CRMLS, i-TechMLS, and/or VCRDS) or their MLSs. Neither the Associations nor their MLSs guarantee or are in anyway responsible for their accuracy. Data maintained by the Associations or their MLSs may not reflect all real estate activities in the market. Information deemed reliable but not guaranteed.

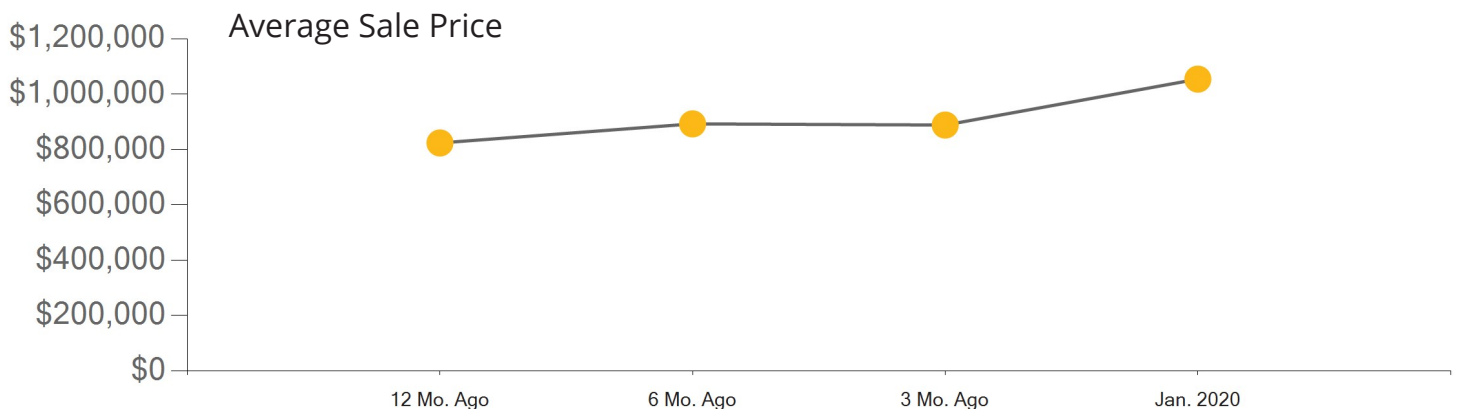
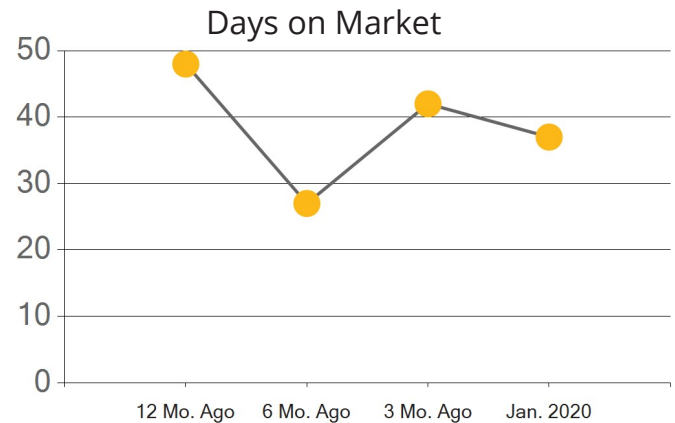
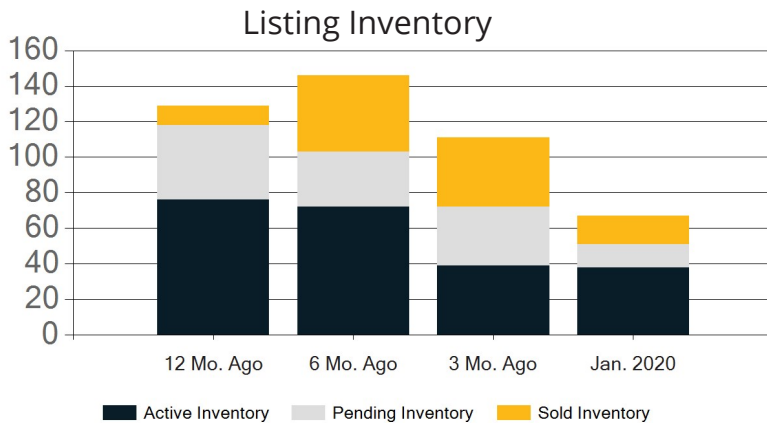
FIRSTTEAM
REAL ESTATE

Tustin Market Update

JANUARY 2020



	Active	Pending	Sold	Average Sale Price	Days on Market
Jan. 2020	38	13	16	\$1,054,078	37
3 Mo. Ago	39	33	39	\$888,083	42
6 Mo. Ago	72	31	43	\$892,384	27
12 Mo. Ago	76	42	11	\$823,409	48

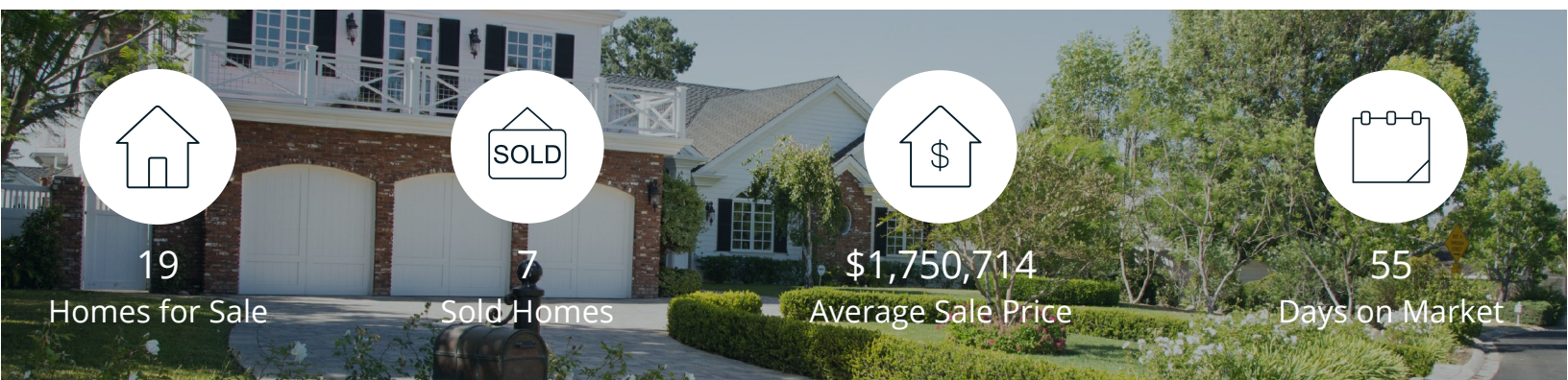


All reports presented within this document are based on data supplied by the CARETS (CLAW, CRISNet MLS, DAMLS, CRMLS, i-TechMLS, and/or VCRDS) or their MLSs. Neither the Associations nor their MLSs guarantee or are in anyway responsible for their accuracy. Data maintained by the Associations or their MLSs may not reflect all real estate activities in the market. Information deemed reliable but not guaranteed.

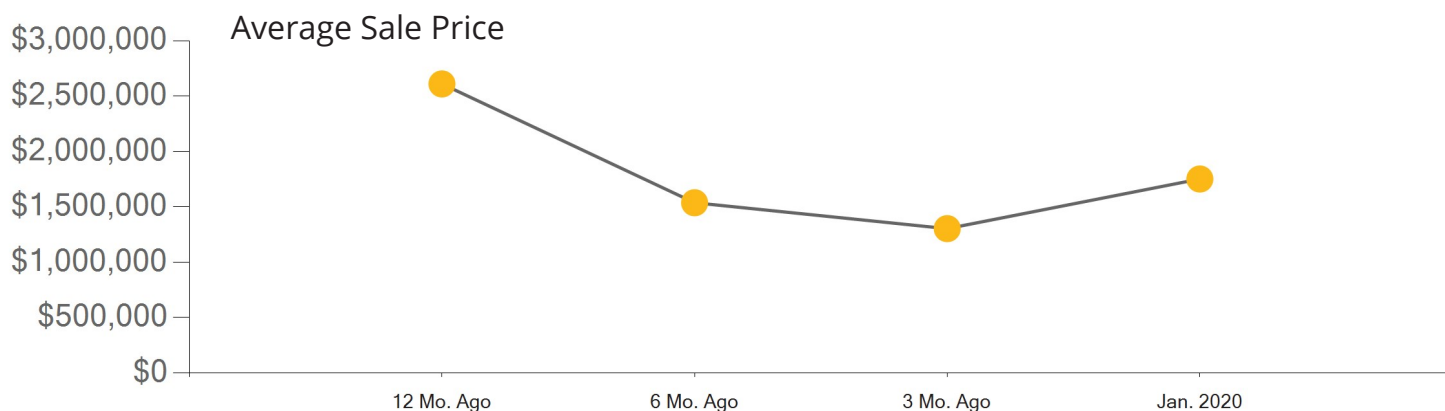
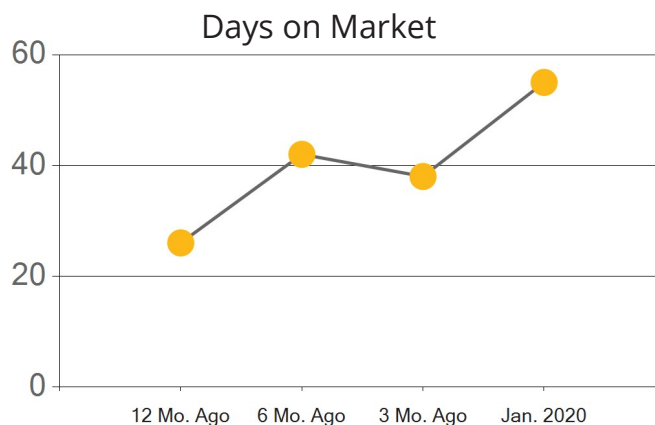
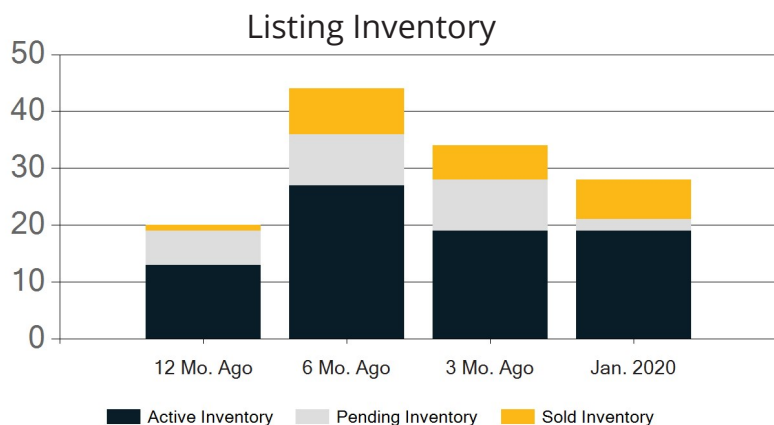
FIRSTTEAM
REAL ESTATE

Villa Park Market Update

JANUARY 2020



	Active	Pending	Sold	Average Sale Price	Days on Market
Jan. 2020	19	2	7	\$1,750,714	55
3 Mo. Ago	19	9	6	\$1,302,309	38
6 Mo. Ago	27	9	8	\$1,536,250	42
12 Mo. Ago	13	6	1	\$2,610,000	26



All reports presented within this document are based on data supplied by the CARETS (CLAW, CRISNet MLS, DAMLS, CRMLS, i-TechMLS, and/or VCRDS) or their MLSs. Neither the Associations nor their MLSs guarantee or are in anyway responsible for their accuracy. Data maintained by the Associations or their MLSs may not reflect all real estate activities in the market. Information deemed reliable but not guaranteed.

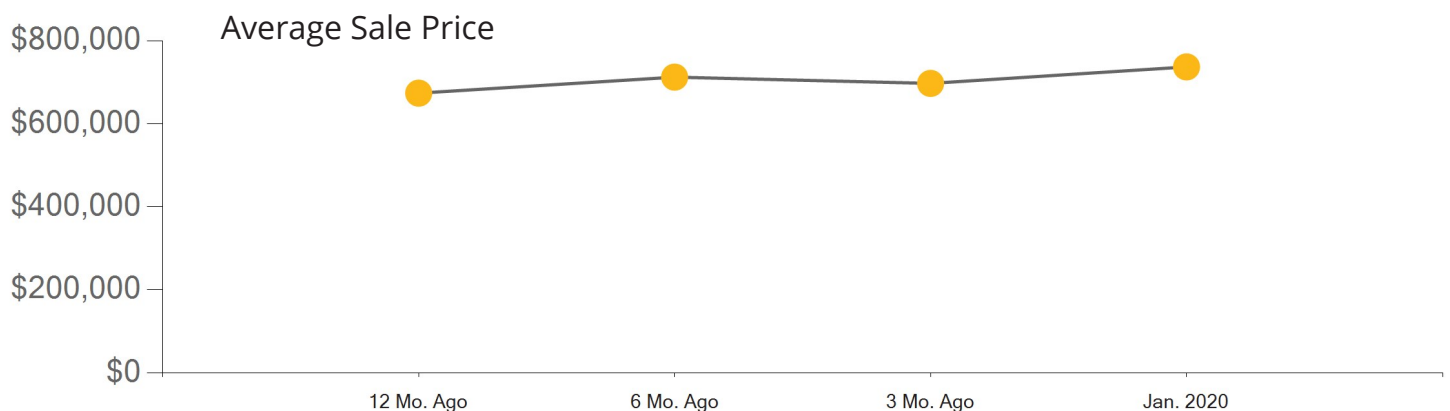
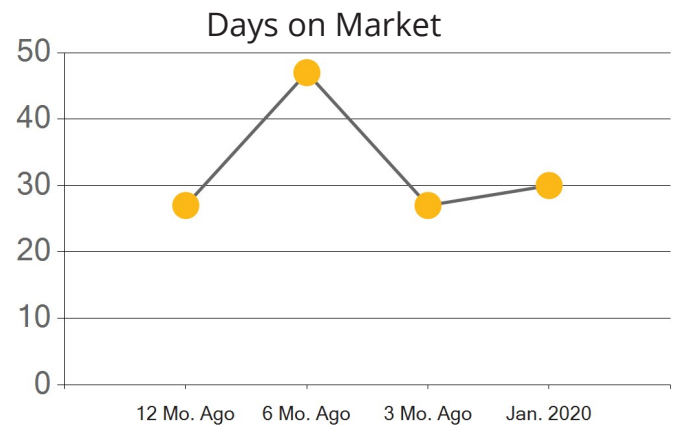
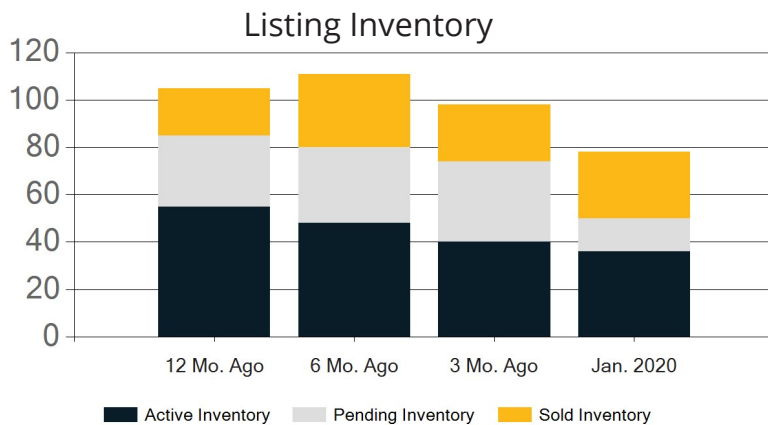
FIRSTTEAM®
REAL ESTATE

Westminster Market Update

JANUARY 2020



	Active	Pending	Sold	Average Sale Price	Days on Market
Jan. 2020	36	14	28	\$736,943	30
3 Mo. Ago	40	34	24	\$697,204	27
6 Mo. Ago	48	32	31	\$712,355	47
12 Mo. Ago	55	30	20	\$673,750	27



All reports presented within this document are based on data supplied by the CARETS (CLAW, CRISNet MLS, DAMLS, CRMLS, i-TechMLS, and/or VCRDS) or their MLSs. Neither the Associations nor their MLSs guarantee or are in anyway responsible for their accuracy. Data maintained by the Associations or their MLSs may not reflect all real estate activities in the market. Information deemed reliable but not guaranteed.

FIRSTTEAM
REAL ESTATE

Yorba Linda Market Update

JANUARY 2020



150
Homes for Sale



49
Sold Homes



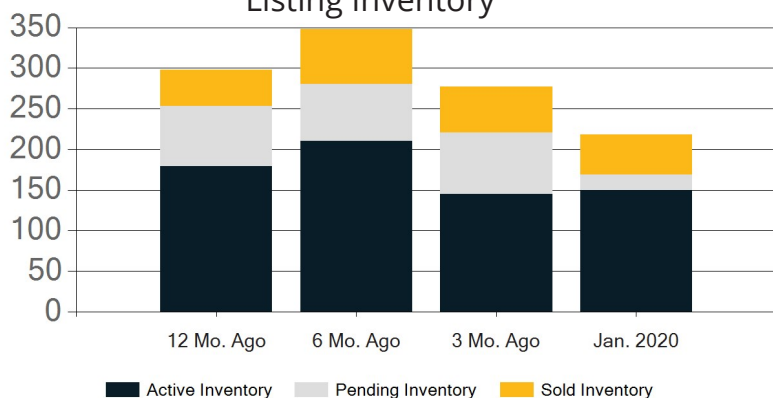
\$1,101,942
Average Sale Price



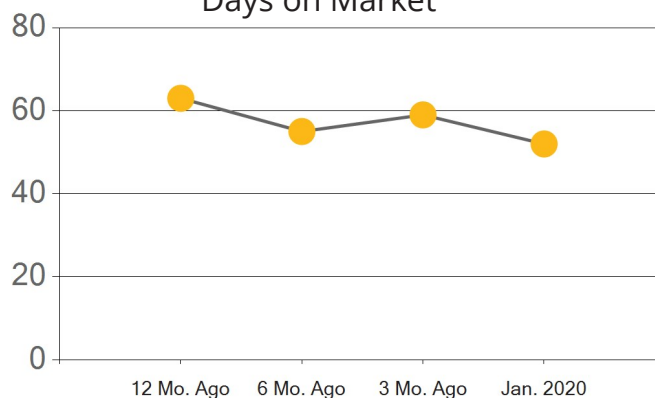
52
Days on Market

	Active	Pending	Sold	Average Sale Price	Days on Market
Jan. 2020	150	19	49	\$1,101,942	52
3 Mo. Ago	145	76	56	\$992,637	59
6 Mo. Ago	210	70	68	\$1,018,392	55
12 Mo. Ago	179	74	45	\$1,147,470	63

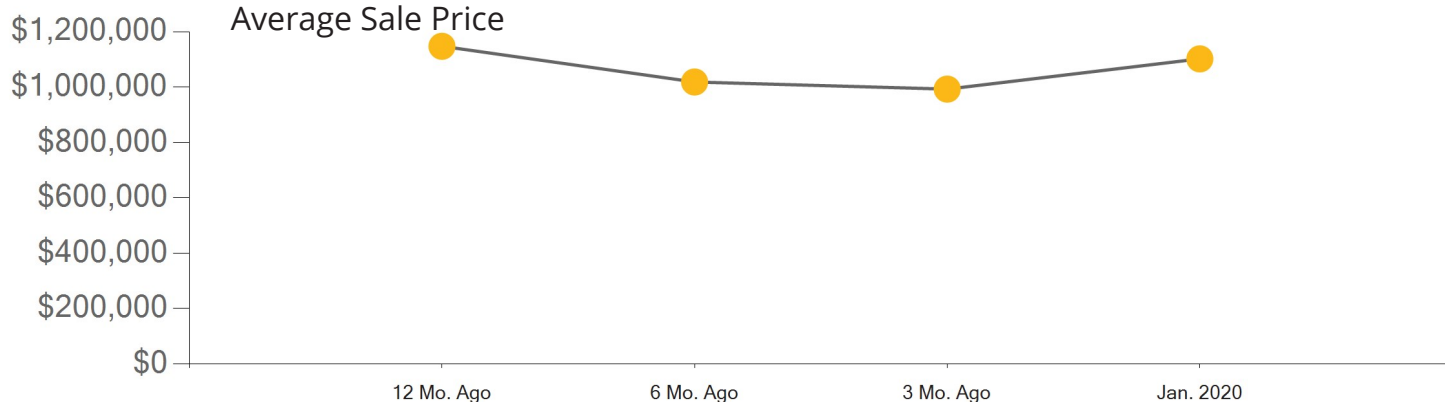
Listing Inventory



Days on Market



Average Sale Price



All reports presented within this document are based on data supplied by the CARETS (CLAW, CRISNet MLS, DAMLS, CRMLS, i-TechMLS, and/or VCRDS) or their MLSs. Neither the Associations nor their MLSs guarantee or are in anyway responsible for their accuracy. Data maintained by the Associations or their MLSs may not reflect all real estate activities in the market. Information deemed reliable but not guaranteed.

FIRSTTEAM
REAL ESTATE